

## Features

- Ultra High Efficiency (Up to 94.0%)
- Constant Current Output
- 0-10V Dimming Control
- Input Surge Protection: 6kV line-line, 10kV line-earth
- All-Around Protection: OVP, SCP, OTP
- Waterproof (IP67)
- Suitable for Independent Use



TUV CE CB CCC

## Description

The EBC-420Sxxx(DV)SV series is a 420W, constant-current LED driver that operates from 176-305 Vac input with excellent power factor. It is created for high bay, high mast, arena and roadway lights. The high efficiency of these drivers and compact metal case enables them to run cooler, significantly improving reliability and extending product life. To ensure trouble-free operation, protection is provided against input surge, output over voltage, short circuit, and over temperature.

## Models

Output Current	Input Voltage Range(1)	Output Voltage Range	Max. Output Power	Typical Efficiency (2)	Power Factor (2)	Model Number
1050 mA	176 ~ 305 Vac	260~400Vdc	420 W	94.0%	0.95	EBC-420S105DV(SV)
1400 mA	176 ~ 305 Vac	195~300Vdc	420 W	94.0%	0.95	EBC-420S140DV(SV)

**Notes:** (1) CCC certified input voltage range: 220/230/240Vac; Other certified input voltage range except CCC: 200-240Vac

(2) Measured at full load and 220Vac input.

## Input Specifications

Parameter	Min.	Typ.	Max.	Notes
Input Voltage	176 V	-	305 V	
Input Frequency	47 Hz	-	63 Hz	
Leakage Current	-	-	0.70 mA	IEC60598-1; 240Vac/ 60Hz, grounding effectively
Input AC Current	-	-	2.40 A	Measured at full load and 220Vac input.
Inrush Current(I <sup>2</sup> t)	-	-	1.60 A <sup>2</sup> s	At 220Vac input, 25°C cold start, duration=2.8 ms, 10%lpk-10%lpk. See Inrush Current Waveform for the details.
PF	0.90	-	-	At 220-240Vac, 65%-100% Load (273-420W)
THD	-	-	20%	

## Output Specifications

Parameter	Min.	Typ.	Max.	Notes
Output Current Tolerance	-5%Io		5%Io	At full load condition.
Total Output Current Ripple (pk-pk)	-	5%Io	10%Io	At full load condition, 20 MHz BW
Output Current Ripple at < 200 Hz (pk-pk)	-	2%Io	-	At full load condition. Only this component of ripple is associated with visible flicker.
Startup Overshoot Current	-	-	10%Io	At full load condition.
No-load Output Voltage Io = 1050 mA Io = 1400 mA	- -	- -	440 Vdc 330 Vdc	
Line Regulation	-	-	±0.5%	Measured at full load
Load Regulation	-	-	±1.5%	
Turn-on Delay Time	-	-	0.5 s	Measured at 220Vac input, 65%-100% Load
Temperature Coefficient	-	-	0.03%/°C	Case temperature = 0°C ~Tc max
12V Auxiliary Output Voltage	10.8 V	12 V	13.2 V	
12V Auxiliary Output Source Current	0 mA	-	200 mA	Return terminal is "Dim"

**Note:** All specifications are typical at 25°C unless otherwise stated.

## General Specifications

Parameter	Min.	Typ.	Max.	Notes
Efficiency at 220 Vac input: Io = 1050 mA Io = 1400 mA	92.0% 92.0%	94.0% 94.0%	- -	Measured at full load and steady-state temperature in 25°C ambient; (Efficiency will be about 2.0% lower if measured immediately after startup.)
MTBF	-	227,000 Hours	-	Measured at 220Vac input, 80%Load and 25°C ambient temperature (MIL-HDBK-217F)
Lifetime	-	76,000 Hours	-	Measured at 220Vac input, 80%Load and 70°C case temperature; See life time vs. Tc curve for the details
Operating Case Temperature for Safety Tc_s	-40°C	-	+90°C	
Operating Case Temperature for Warranty Tc_w	-40°C		+75°C	
Storage Temperature	-40°C	-	+85°C	Humidity: 5%RH to 100%RH
Dimensions Inches (L x W x H) Millimeters (L x W x H)	8.82 x 3.86 x 1.75 224 x 98 x 44.5			The same as that of EUC-320SxxxDV(SV)
Net Weight	-	1850 g	-	

**Note:** All specifications are typical at 25°C unless otherwise stated.

## Dimming Specifications

Parameter	Min.	Typ.	Max.	Notes
Absolute Maximum Voltage on the Vdim (+) Pin	-20 V	-	20 V	
Source Current on Vdim (+)Pin	100 $\mu$ A	140 $\mu$ A	180 $\mu$ A	
Dimming Output Range	10%I <sub>o</sub>	-	100%I <sub>o</sub>	
Recommended Dimming Input Range	0 V	-	10 V	

**Note:** All specifications are typical at 25 °C unless stated otherwise.

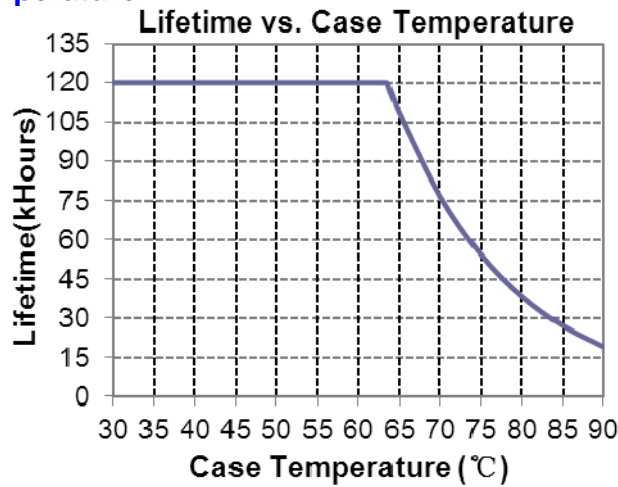
## Safety & EMC Compliance

Safety Category	Standard
CE	EN 61347-1, EN61347-2-13
CCC	GB 19510.1, GB 19510.14
EMI Standards	Notes
EN 55015/GB 17743 <sup>(1)</sup>	Conducted emission Test & Radiated emission Test
EN 61000-3-2/GB 17625.1	Harmonic current emissions
EN 61000-3-3	Voltage fluctuations & flicker
EMS Standards	Notes
EN 61000-4-2	Electrostatic Discharge (ESD): 8 kV air discharge, 4 kV contact discharge
EN 61000-4-3	Radio-Frequency Electromagnetic Field Susceptibility Test-RS
EN 61000-4-4	Electrical Fast Transient / Burst-EFT
EN 61000-4-5	Surge Immunity Test: AC Power Line: line to line 6 kV, line to earth 10 kV <sup>(2)</sup>
EN 61000-4-6	Conducted Radio Frequency Disturbances Test-CS
EN 61000-4-8	Power Frequency Magnetic Field Test
EN 61000-4-11	Voltage Dips
EN 61547	Electromagnetic Immunity Requirements Applies To Lighting Equipment

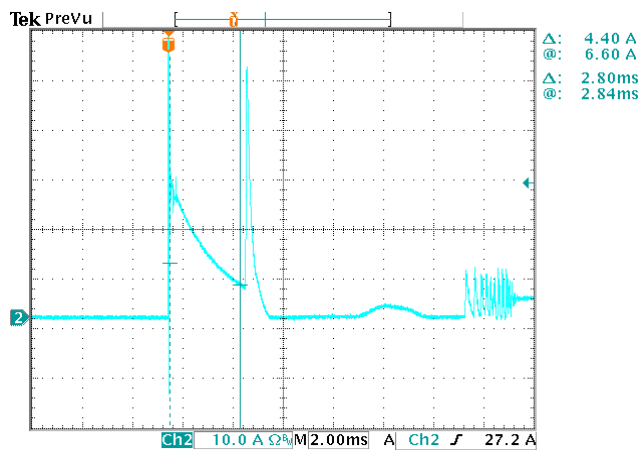
**Note:** (1) This LED driver meets the EMI specifications above, but EMI performance of a luminaire that contains it depends also on the other devices connected to the driver and on the fixture itself.

(2) To perform electric strength (hi-pot) testing, the "GDT ground disconnect" (screw and metal lock sheet) on the driver end-cap should be removed temporarily to prevent the internal gas discharge tube from conducting (as allowed by IEC 60598-1 Clause 10.2). After testing is completed, these items must be reinstalled to restore line-to-earth surge protection and secure the end cap.

## Lifetime vs. Case Temperature

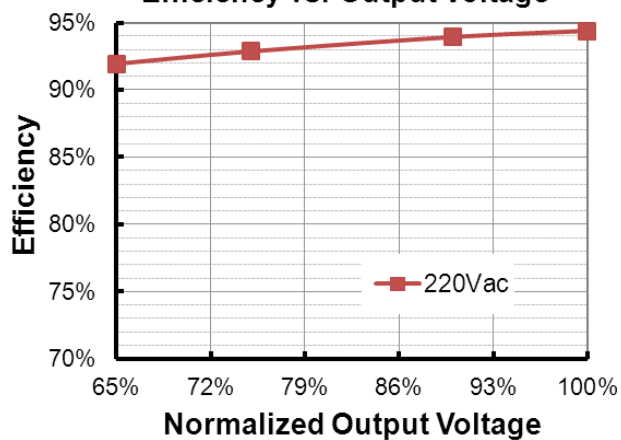


## Inrush Current Waveform

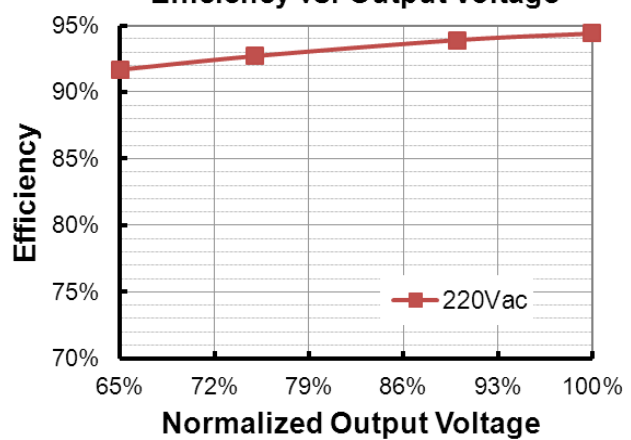


## Efficiency vs. Load

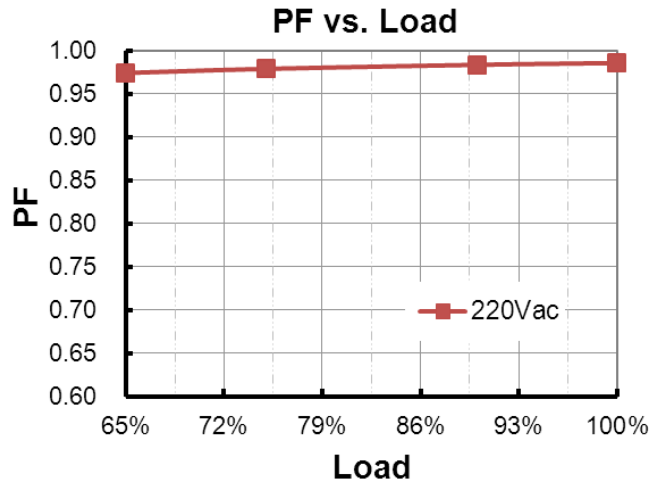
EBC-420S105DV(SV) (I<sub>o</sub>=1050mA)  
Efficiency vs. Output Voltage



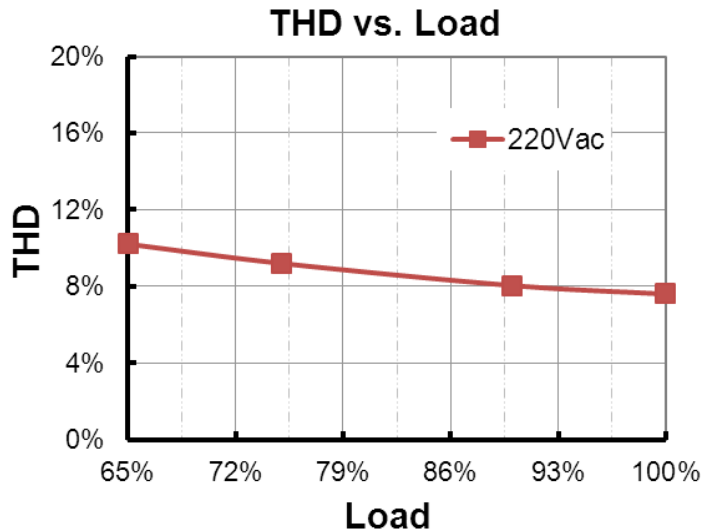
EBC-420S140DV(SV) (I<sub>o</sub>=1400mA)  
Efficiency vs. Output Voltage



## Power Factor



## Total Harmonic Distortion

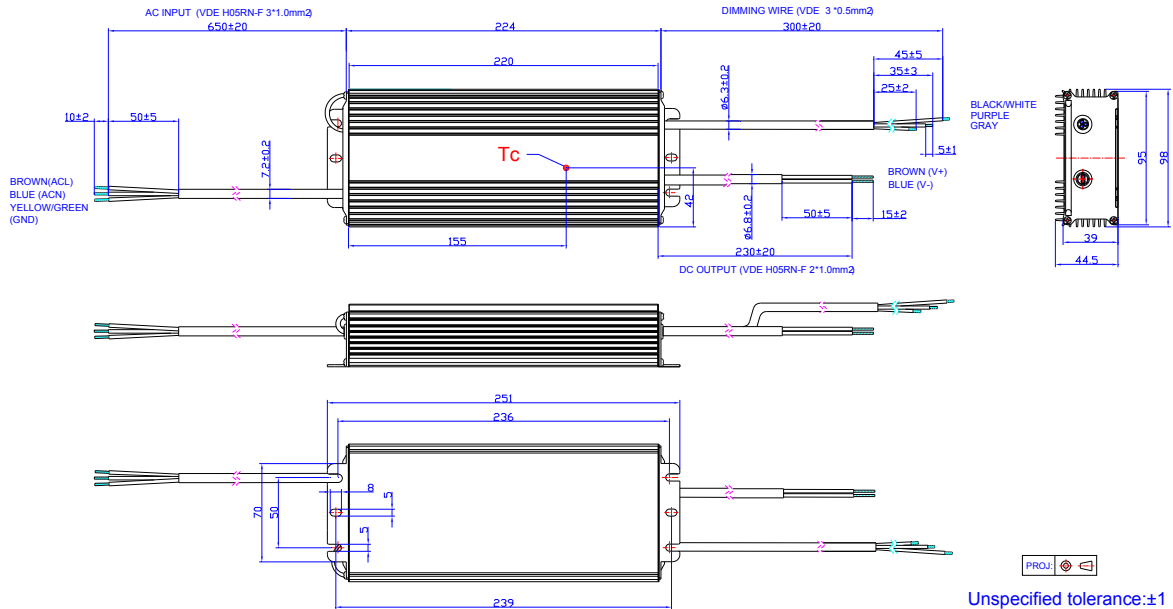


## Protection Functions

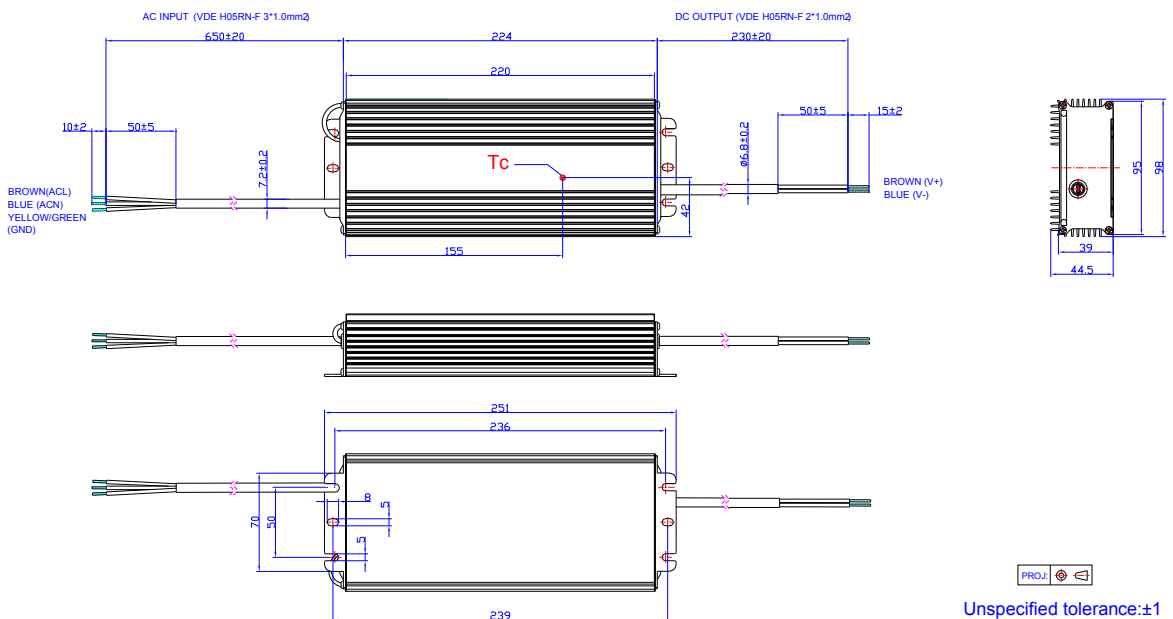
Parameter	Notes
Over Temperature Protection	Decreases output current, returning to normal after over temperature is removed.
Short Circuit Protection	Auto Recovery. No damage will occur when any output is short circuited. The output shall return to normal when the fault condition is removed.
Over Voltage Protection	Limits output voltage at no load and in case the normal voltage limit fails.

## Mechanical Outline

### EBC-420SxxxDV



### EBC-420SxxxSV



**Note:** Waterproof connectors certified to CCC & CE are also available for these drivers; please contact Inventronics Sales.

## RoHS Compliance

Our products comply with the European Directive 2011/65/EC, calling for the elimination of lead and other hazardous substances from electronic products.

## Revision History

Change Date	Rev.	Description of Change		
		Item	From	To
2016-03-07	A	Datasheets Release	/	/