

Features

- Input Over Voltage Protection at 440Vac with 48 Hours
- Low THD, 10% Max up to 240 Vac
- High Efficiency (Up to 92.5%)
- Input Surge Protection: DM 4kV, CM 6kV
- High Reliability & Long Lifetime: 97,000 Hrs. at 70°C Case Temperature
- Suitable for Class I Luminaires
- IUVP & IOVP
- IP66/IP67
- 5 Years Warranty



Description

The EDC-150S105SV-000x is a 150W, constant-current, IP66/IP67 LED driver that operates from 140-305 Vac input with excellent power factor. Created for many lighting applications including high bay, tunnel, street, etc. The high efficiency of these drivers and compact metal case enable them to run cooler, significantly improving reliability and extending product life. To ensure trouble-free operation, protection is provided against input surge, input under voltage, input over voltage, output over voltage, short circuit, and over temperature.

Models

Output Current Range(mA)	Output Voltage Range(Vdc)	Max. Output Power(W)	Typical Efficiency ⁽¹⁾	Power Factor ⁽¹⁾	Model Number ⁽²⁾⁽³⁾⁽⁴⁾
700	107-214	150	92.0%	0.96	EDC-150S105SV-0007
860	97-174	150	92.5%	0.96	EDC-150S105SV-0004
1050	97-143	150	91.5%	0.96	EDC-150S105SV

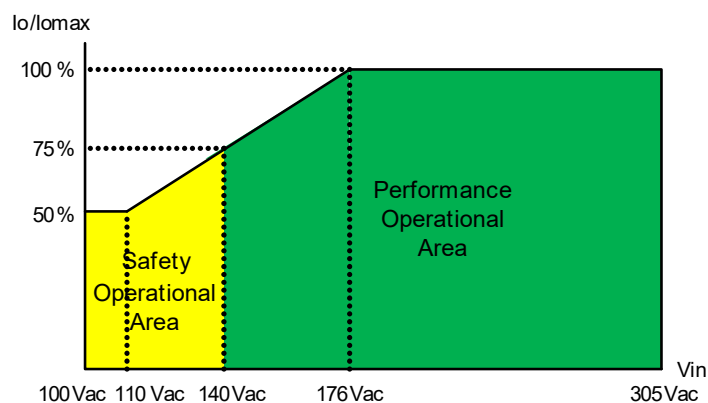
Notes: (1) Measured at 100% load and 220Vac input.

(2) Certified input voltage range: 220-240Vac.

(3) Operating input voltage range: 100-305Vac, and 100-140Vac is for safety operation.

(4) For BIS models please click here see the: [BIS Models List](#).

Operating Area



Input Specifications

Parameter	Min.	Typ.	Max.	Notes
Input Voltage	140 Vac	-	305 Vac	
Input Frequency	47 Hz	-	63 Hz	
Leakage Current	-	-	0.70 mA	IEC 60598-1; 240Vac/60Hz
Input AC Current	-	-	0.83 A	Measured at 100% load and 220 Vac input.
Inrush Current(I ² t)	-	-	0.019 A ² s	At 220Vac input, 25°C cold start, duration=8.80us, 10%Ipk-10%Ipk.
PF	0.90	-	-	At 200-277Vac, 50-60Hz, 75%-100%load (112.5~150W)
THD	-	-	20%	
THD	-	-	10%	At 220-240Vac, 50-60Hz, 75%-100%load (112.5~150W)

Output Specifications

Parameter	Min.	Typ.	Max.	Notes
Output Current Tolerance	-8%lo	-	8%lo	At 100% load condition
Startup Overshoot Current	-	-	10%Iomax	At 100% load condition
No Load Output Voltage EDC-150S105SV-0007 EDC-150S105SV-0004 EDC-150S105SV	- - -	- - -	250 V 250 V 250 V	
Line Regulation	-	-	± 5.0%	Measured at 100% load
Load Regulation	-	-	± 5.0%	
Turn-on Delay Time	-	-	0.5 s	Measured at 220Vac input, 75%-100% Load
Temperature Coefficient of Iomax	-	0.06%/°C	-	Case temperature = 0°C~Tc max

General Specifications

Parameter	Min.	Typ.	Max.	Notes
Efficiency at 220 Vac input: EDC-150S105SV-0007 EDC-150S105SV-0004 EDC-150S105SV	90.0% 90.5% 89.5%	92.0% 92.5% 91.5%	- - -	Measured at 100% load and steady-state temperature in 25°C ambient; (Efficiency will be about 2.0% lower if measured immediately after startup.)
MTBF	-	616,000 Hours	-	Measured at 220Vac input, 80%Load and 25°C ambient temperature (MIL-HDBK-217F)
Lifetime	-	97,000 Hours	-	Measured at 220Vac input, 80%Load and 70°C case temperature; See lifetime vs. Tc curve for the details

General Specifications (Continued)

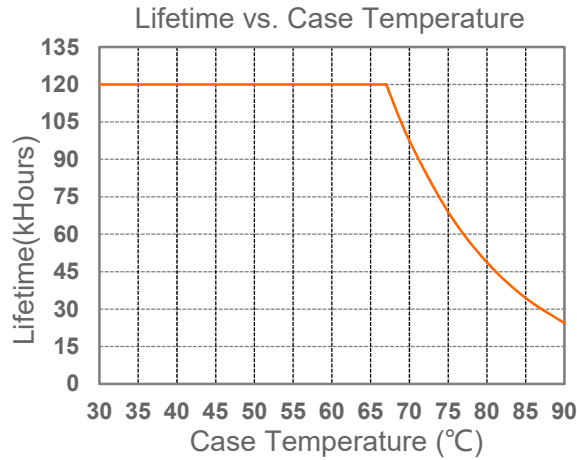
Parameter	Min.	Typ.	Max.	Notes
Operating Case Temperature for Safety Tc_s	-40 °C	-	+90 °C	
Operating Case Temperature for Warranty Tc_w	-40 °C	-	+75 °C	Case temperature for 5 years warranty. Humidity: 10%RH to 95%RH
Storage Temperature	-40 °C	-	+85 °C	Humidity: 5%RH to 95%RH
Dimensions Inches (L × W × H) Millimeters (L × W × H)	6.54 × 2.36 × 1.44 166 × 60 × 36.5			With mounting ear 7.20 × 2.36 × 1.44 183 × 60 × 36.5
Net Weight	-	680 g	-	

Safety & EMC Compliance

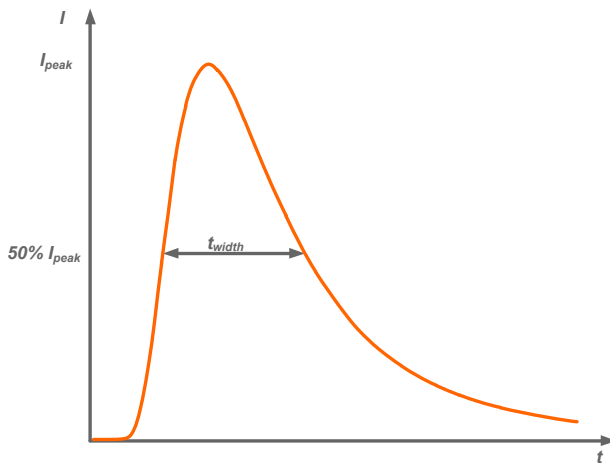
Safety Category	Standard
CE	EN 61347-1, EN 61347-2-13
BIS	IS 15885(PART2/SEC13)
KS	KS C 7655
EMI Standards	Notes
EN IEC 55015 ⁽¹⁾	Conducted emission Test & Radiated emission Test
EN IEC 61000-3-2	Harmonic current emissions
EN 61000-3-3	Voltage fluctuations & flicker
EMS Standards	Notes
EN 61000-4-2	Electrostatic Discharge (ESD): 8 kV air discharge, 4 kV contact discharge
EN 61000-4-3	Radio-Frequency Electromagnetic Field Susceptibility Test-RS
EN 61000-4-4	Electrical Fast Transient / Burst-EFT
EN 61000-4-5	Surge Immunity Test: AC Power Line: Differential Mode 4 kV, Common Mode 6 kV
EN 61000-4-6	Conducted Radio Frequency Disturbances Test-CS
EN 61000-4-8	Power Frequency Magnetic Field Test
EN 61000-4-11	Voltage Dips
EN 61547	Electromagnetic Immunity Requirements Applies To Lighting Equipment

Note: (1) This LED driver meets the EMI specifications above, but EMI performance of a luminaire that contains it depends also on the other devices connected to the driver and on the fixture itself.

Lifetime vs. Case Temperature

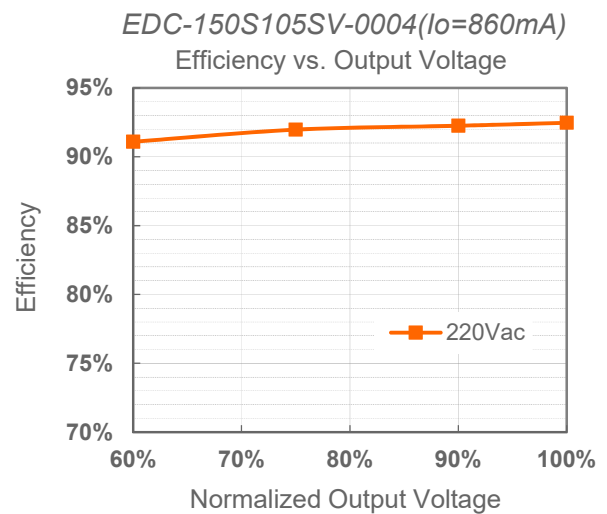
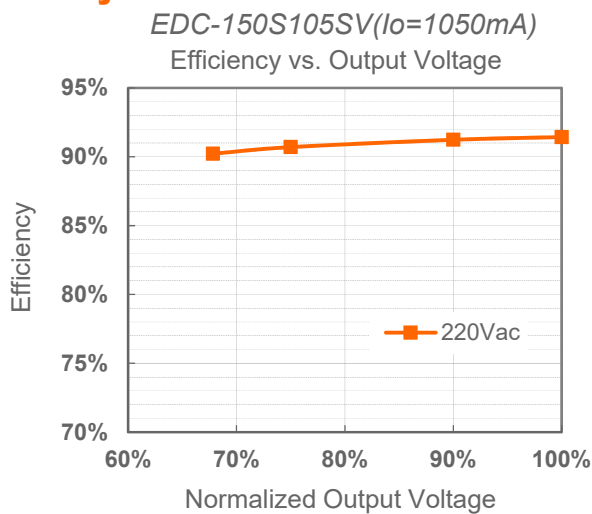


Inrush Current Waveform



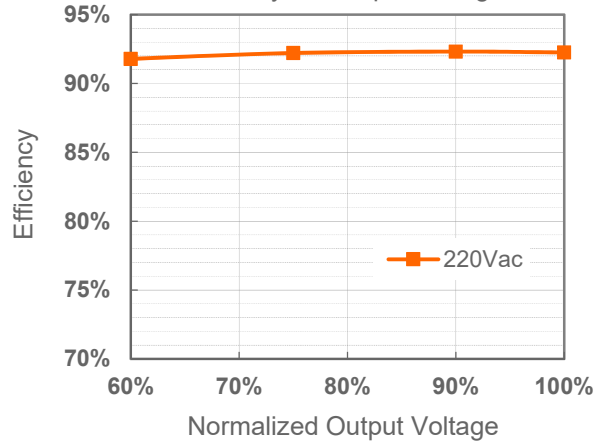
Input AC Voltage	I_{peak}	t_{width} (@ 50% I_{peak})
220Vac	54.0A	5.60us

Efficiency vs. Load



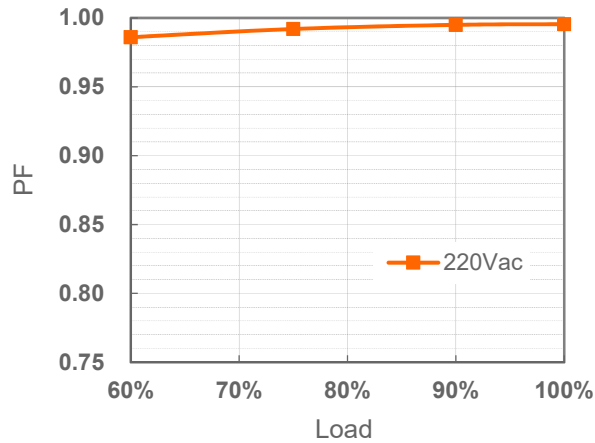
EDC-150S105SV-0007(I_o=700mA)

Efficiency vs. Output Voltage



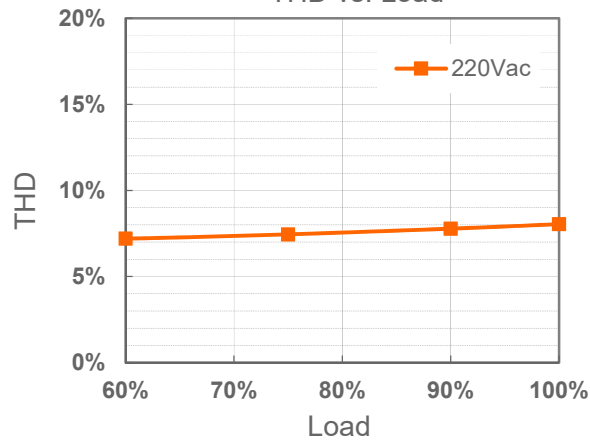
Power Factor

PF vs. Load



Total Harmonic Distortion

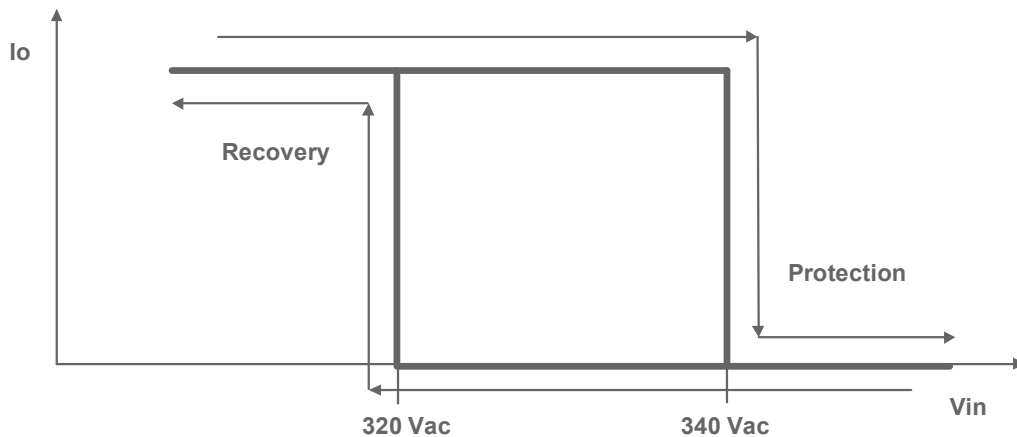
THD vs. Load



Protection Functions

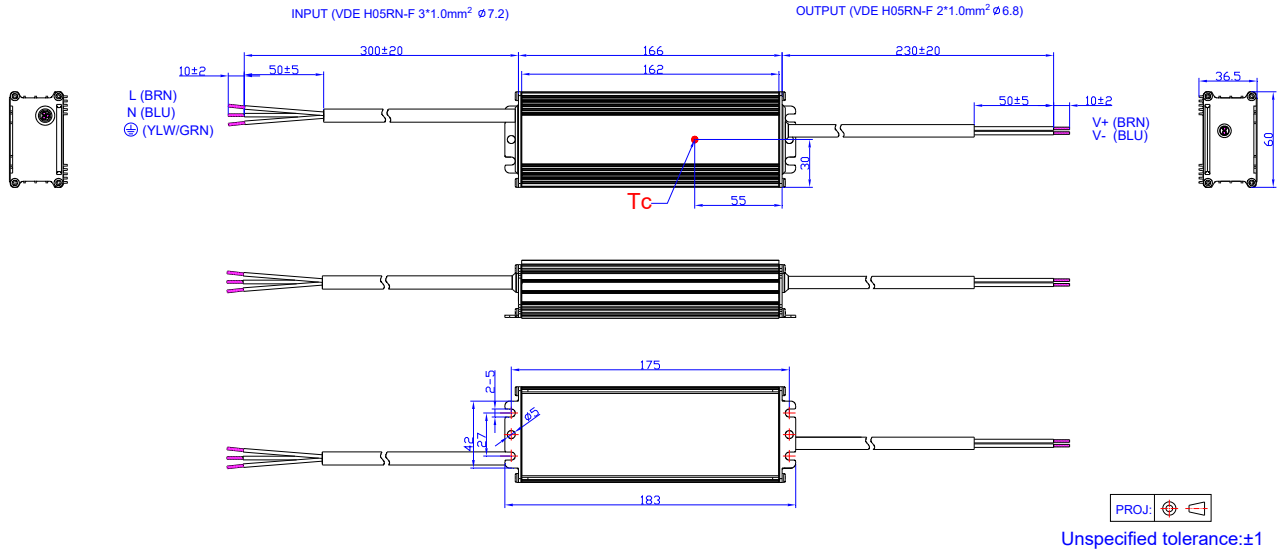
Parameter		Min.	Typ.	Max.	Notes
Over Voltage Protection		Limits output voltage at no load and in case the normal voltage limit fails.			
Short Circuit Protection		Auto Recovery. No damage will occur when any output is short circuited. The output shall return to normal when the fault condition is removed.			
Over Temperature Protection		Decreases output current, returning to normal after over temperature is removed.			
Input Under Voltage Protection		Auto Recovery. Turn off the output when the input voltage falls below 100V. And the driver will restart when the input voltage is in normal.			
Input Over Voltage Protection	Input Over Voltage Protection	320 Vac	340 Vac	360 Vac	Turn off the output when the input voltage exceeds protection voltage.
	Input Over Voltage Recovery	300 Vac	320 Vac	340 Vac	Auto Recovery. The driver will restart when the input voltage falls below recovery
	Max. of Input Over Voltage	-	-	440 Vac	The driver can survive for 48 hours with input over-voltage of 440Vac.

● Input Over Voltage Protection Diagram

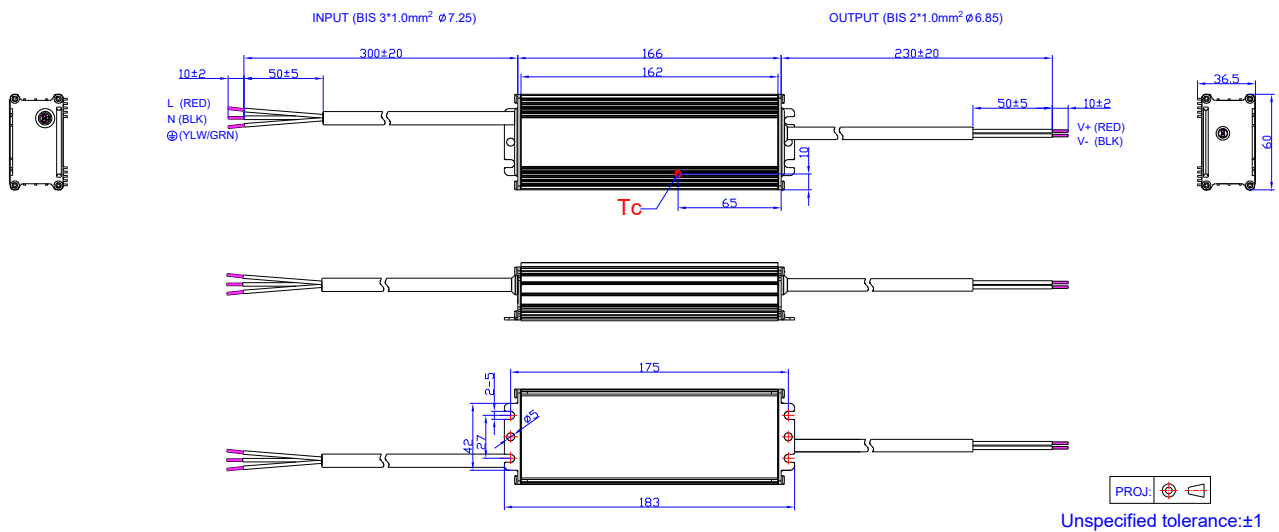


Mechanical Outline

EDC-150S105SV-000x



EDC-150S105SV-300x



RoHS Compliance

Our products comply with reference to RoHS Directive (EU) 2015/863 amending 2011/65/EU, calling for the elimination of lead and other hazardous substances from electronic products.

Revision History

Change Date	Rev.	Description of Change		
		Item	From	To
2017-03-03	A	Datasheet Release	/	/
2021-01-05	B	Format	/	Updated
		Features	/	Updated
		Product image	/	Updated
		Independent logo	/	Added
		Description	/	Updated
		Notes of models - (4) For BIS models please click here see the: BIS Models List .	/	Added
		Operating Area	/	Added
		Note of Output Current Tolerance	Without power derating and 100% load	At 100% load condition.
		General Specifications - Humidity	/	Updated
		Derating	/	Deleted
		Protection Functions - Input Under Voltage Protection	/	Updated
2024-01-24	C	Mechanical Outline - EDC-150S105SV-300x	/	Added
		RoHS Compliance	/	Updated
		Product Photograph	/	Updated
		CCC logo	/	Deleted
		Features	/	Updated
		Models	/	Updated
		Input Specifications	/	Updated
		General Specifications	/	Updated
		Safety & EMC Compliance	CCC	Deleted
		Inrush Current Waveform	/	Updated
		Efficiency vs. Load	/	Updated
		Power Factor	/	Updated
Total Harmonic Distortion	/	Updated		
Mechanical Outline	/	Updated		