

Features

- Ultra High Efficiency (Up to 93%)
- Full Power at Wide Output Current Range (Constant Power)
- DALI/3-Timer-Modes Dimmable
- Dim-to-Off with Standby Power $\leq 0.5W$
- Always-on Auxiliary Power: 12Vdc, 200mA (Transient Peak Current up to 400mA)
- Thermal Sensing and Protection for LED Module
- Output Lumen Compensation
- Input Surge Protection: DM 6kV, CM 10kV
- All-Around Protection: OVP, SCP, OTP
- IP67
- SELV Output
- 7 Years Warranty



Description

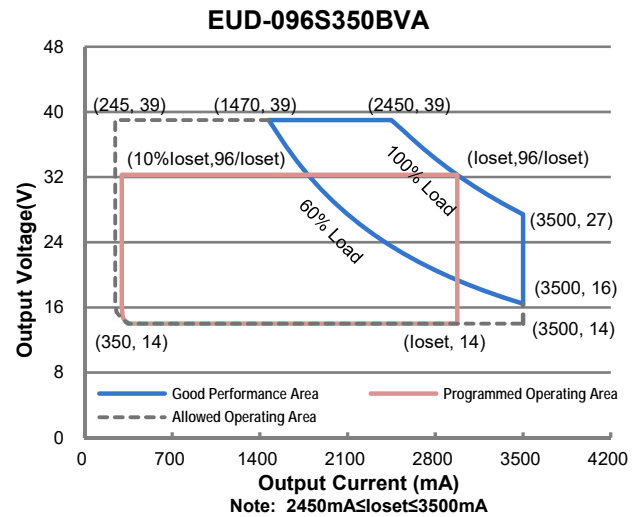
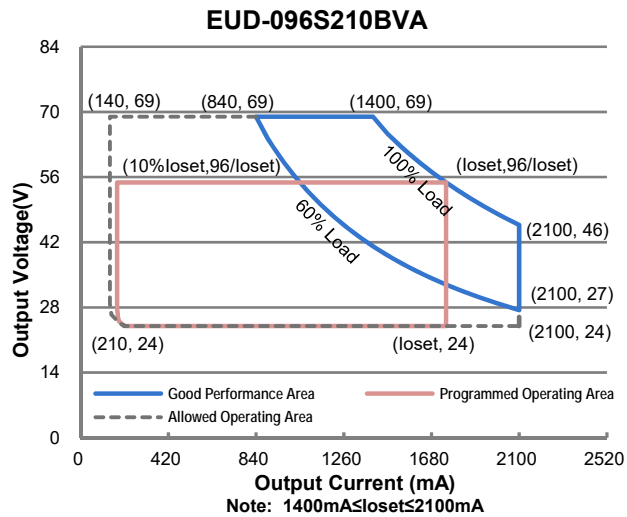
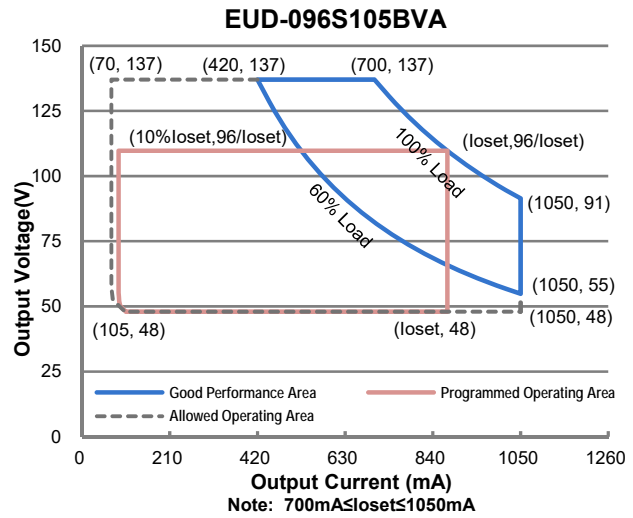
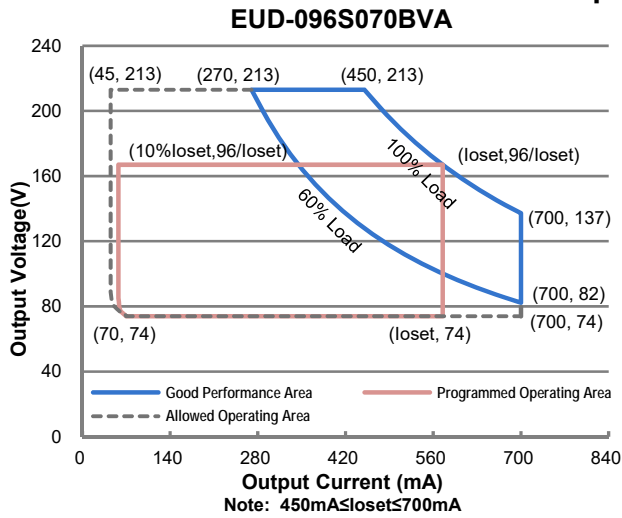
The EUD-096SxxxBVA series is a 96W, constant-current, programmable LED driver that operates from 90-305 Vac input with excellent power factor. Created for many lighting applications including low bay, tunnel and street, etc. It provides a dim-to-off mode with low standby power. The high efficiency of these drivers and compact metal case enables them to run cooler, significantly improving reliability and extending product life. To ensure trouble-free operation, protection is provided against input surge, output over voltage, short circuit, and over temperature.

Models

Adjustable Output Current Range	Full-Power Current Range (1)	Default Output Current	Input Voltage Range(2)	Output Voltage Range	Max. Output Power	Typical Efficiency (3)	Typical Power Factor		Model Number (5)(6)
							120Vac	220Vac	
45-700mA	450-700mA	530 mA	90~305 Vac/ 127~250 Vdc	74~213Vdc	96 W	91.5%	0.99	0.96	EUD-096S070BVA
70-1050mA	700-1050mA	700 mA	90~305 Vac/ 127~250 Vdc	48~137Vdc	96 W	92.5%	0.99	0.96	EUD-096S105BVA
140-2100mA	1400-2100mA	2100 mA	90~305 Vac/ 127~250 Vdc	24 ~ 69Vdc	96 W	93.0%	0.99	0.96	EUD-096S210BVA ⁽⁴⁾
245-3500mA	2450-3500mA	2800 mA	90~305 Vac/ 127~250 Vdc	14 ~ 39Vdc	96 W	91.0%	0.99	0.96	EUD-096S350BVA ⁽⁴⁾

- Notes:** (1) Output current range with constant power at 96W
 (2) Certified voltage range: 100-240Vac or 127-250Vdc (except CCC, PSE and KS).
 (3) Measured at 100% load and 220Vac input (see below "General Specifications" for details).
 (4) SELV Output
 (5) For BIS models add suffix -3000.
 (6) All the models are certificated to BIS, except EUD-096S070BVA

I-V Operation Area



Input Specifications

Parameter	Min.	Typ.	Max.	Notes
Input AC Voltage	90 Vac	-	305 Vac	
Input DC Voltage	127 Vdc	-	250 Vdc	
Input Frequency	47 Hz	-	63 Hz	
Leakage Current	-	-	0.70 mA	IEC 60598-1; 240Vac/ 60Hz
Input AC Current	-	-	1.32 A	Measured at 100% load and 100 Vac input.
	-	-	0.60 A	Measured at 100% load and 220 Vac input.
Inrush Current(I ² t)	-	-	1.10 A ² s	At 220Vac input, 25°C cold start, duration=576 μs, 10%Ipk-10%Ipk. See Inrush Current Waveform for the details.

Input Specifications (Continued)

Parameter	Min.	Typ.	Max.	Notes
PF	0.90	-	-	At 100-240Vac,50-60Hz, 60%-100% Load (58-96W)
THD	-	-	20%	
THD	-	-	10%	At 220-240Vac,50-60Hz, 75%-100% Load (72-96W)

Output Specifications

Parameter	Min.	Typ.	Max.	Notes
Output Current Tolerance	-5%loset	-	5%loset	At 100% load condition
Output Current Setting(loset) Range				
EUD-096S070BVA	45 mA	-	700 mA	
EUD-096S105BVA	70 mA	-	1050 mA	
EUD-096S210BVA	140 mA	-	2100 mA	
EUD-096S350BVA	245 mA	-	3500 mA	
Output Current Setting Range with Constant Power				
EUD-096S070BVA	450 mA	-	700 mA	
EUD-096S105BVA	700 mA	-	1050 mA	
EUD-096S210BVA	1400 mA	-	2100 mA	
EUD-096S350BVA	2450 mA	-	3500 mA	
Total Output Current Ripple (pk-pk)	-	5%lomax	10%lomax	At 100% load condition, 20 MHz BW
Output Current Ripple at < 200 Hz (pk-pk)	-	2%lomax	-	At 100% load condition. Only this component of ripple is associated with visible flicker.
Startup Overshoot Current	-	-	10%lomax	At 100% load condition
No Load Output Voltage				
EUD-096S070BVA	-	-	240 V	
EUD-096S105BVA	-	-	170 V	
EUD-096S210BVA	-	-	90 V	
EUD-096S350BVA	-	-	44 V	
Line Regulation	-	-	±0.5%	Measured at 100% load
Load Regulation	-	-	±1.5%	
Turn-on Delay Time	-	-	1.0 s	Measured at 120Vac input, 60%-100% Load.
	-	-	0.5 s	Measured at 220Vac input, 60%-100% Load.
Temperature Coefficient of loset	-	0.03%/°C	-	Case temperature = 0°C ~Tc max
12V Auxiliary Output Voltage	10.8 V	12 V	13.2 V	
12V Auxiliary Output Source Current	0 mA	-	200 mA	Return terminal is "OTP"
12V Auxiliary Output Transient Peak Current	-	-	400 mA	400mA peak for a maximum duration of 300ms in a 2s period during which time the average should not exceed 200mA.

General Specifications

Parameter	Min.	Typ.	Max.	Notes
Efficiency at 120 Vac input: EUD-096S070BVA				Measured at 100% load and steady-state temperature in 25°C ambient; (Efficiency will be about 2.0% lower if measured immediately after startup.)
Io= 450mA	87.0%	90.0%	-	
Io= 700mA	85.5%	88.5%	-	
EUD-096S105BVA				
Io= 700mA	88.0%	91.0%	-	
Io=1050mA	86.5%	89.5%	-	
EUD-096S210BVA				
Io=1400mA	88.0%	91.0%	-	
Io=2100mA	86.0%	89.0%	-	
EUD-096S350BVA				
Io=2450mA	86.5%	89.5%	-	
Io=3500mA	84.5%	87.5%	-	
Efficiency at 220 Vac input: EUD-096S070BVA				Measured at 100% load and steady-state temperature in 25°C ambient; (Efficiency will be about 2.0% lower if measured immediately after startup.)
Io= 450mA	89.5%	91.5%	-	
Io= 700mA	88.5%	90.5%	-	
EUD-096S105BVA				
Io= 700mA	90.5%	92.5%	-	
Io=1050mA	88.5%	90.5%	-	
EUD-096S210BVA				
Io=1400mA	91.0%	93.0%	-	
Io=2100mA	88.5%	90.5%	-	
EUD-096S350BVA				
Io=2450mA	89.0%	91.0%	-	
Io=3500mA	87.5%	89.5%	-	
Efficiency at 277 Vac input: EUD-096S070BVA				Measured at 100% load and steady-state temperature in 25°C ambient; (Efficiency will be about 2.0% lower if measured immediately after startup.)
Io= 450mA	90.0%	92.0%	-	
Io= 700mA	88.5%	90.5%	-	
EUD-096S105BVA				
Io= 700mA	91.0%	93.0%	-	
Io=1050mA	89.0%	91.0%	-	
EUD-096S210BVA				
Io=1400mA	91.0%	93.0%	-	
Io=2100mA	89.0%	91.0%	-	
EUD-096S350BVA				
Io=2450mA	89.5%	91.5%	-	
Io=3500mA	87.5%	89.5%	-	
Standby Power	-	-	0.5 W	Measured at 230Vac/50Hz; Dimming off
MTBF	-	229,000 Hours	-	Measured at 220Vac input, 80%Load and 25°C ambient temperature (MIL-HDBK-217F)
Lifetime	-	104,000 Hours	-	Measured at 220Vac input, 80%Load and 70°C case temperature; See lifetime vs. Tc curve for the details
Operating Case Temperature for Safety Tc_s	-40°C	-	+90°C	
Operating Case Temperature for Warranty Tc_w	-40°C	-	+75°C	Case temperature for 7 years warranty. Please see Inventronics Warranty Statement for complete details. Humidity: 10%RH to 95%RH
Storage Temperature	-40°C	-	+85°C	Humidity: 5%RH to 95%RH
Dimensions				With mounting ear
Inches (L × W × H)	7.09 × 2.66 × 1.44			7.92 × 2.66 × 1.44
Millimeters (L × W × H)	180 × 67.5 × 36.5			201 × 67.5 × 36.5
Net Weight	-	960 g	-	

Dimming Specifications

Parameter		Min.	Typ.	Max.	Notes
DA, DA High Level		9.5V	16V	22.5V	
DA, DA Low Level		-6.5V	0V	6.5V	
DA, DA Current		0mA	-	2mA	
Dimming Output Range	EUD-096S070BVA EUD-096S105BVA EUD-096S210BVA EUD-096S350BVA	10%loset	-	loset	450mA ≤ loset ≤ 700mA 700mA ≤ loset ≤ 1050mA 1400mA ≤ loset ≤ 2100mA 2450mA ≤ loset ≤ 3500mA
	EUD-096S070BVA EUD-096S105BVA EUD-096S210BVA EUD-096S350BVA	45mA 70mA 140mA 245mA	-	loset	45mA ≤ loset < 450mA 70mA ≤ loset < 700mA 140mA ≤ loset < 1400mA 245mA ≤ loset < 2450mA

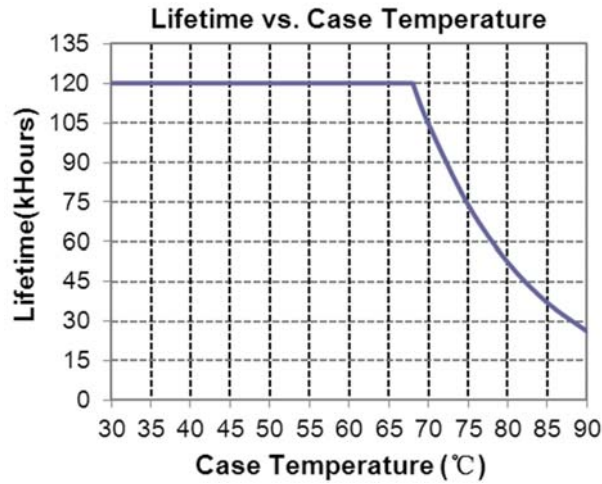
Standards Compliance

Safety Category	Standard
ENEC & CE	EN 61347-1, EN 61347-2-13
CB	IEC 61347-1, IEC 61347-2-13
CCC	GB 19510.1, GB 19510.14
PSE	J 61347-1, J 61347-2-13
KS	KS C 7655
BIS	IS 15885(PART2/SEC13)
EMI Standards	Notes
EN IEC 55015/GB/T 17743 ⁽¹⁾	Conducted emission Test & Radiated emission Test
EN IEC 61000-3-2/GB 17625.1	Harmonic current emissions
EN 61000-3-3	Voltage fluctuations & flicker
EMS Standards	Notes
EN 61000-4-2	Electrostatic Discharge (ESD): 8 kV air discharge, 4 kV contact discharge
EN 61000-4-3	Radio-Frequency Electromagnetic Field Susceptibility Test-RS
EN 61000-4-4	Electrical Fast Transient / Burst-EFT
EN 61000-4-5	Surge Immunity Test: AC Power Line: Differential Mode 6 kV, Common Mode 10 kV ⁽²⁾
EN 61000-4-6	Conducted Radio Frequency Disturbances Test-CS
EN 61000-4-8	Power Frequency Magnetic Field Test
EN 61000-4-11	Voltage Dips
EN 61547	Electromagnetic Immunity Requirements Applies To Lighting Equipment
DALI Standards	Notes
DALI	IEC62386-101,102 & part of 207 ⁽³⁾

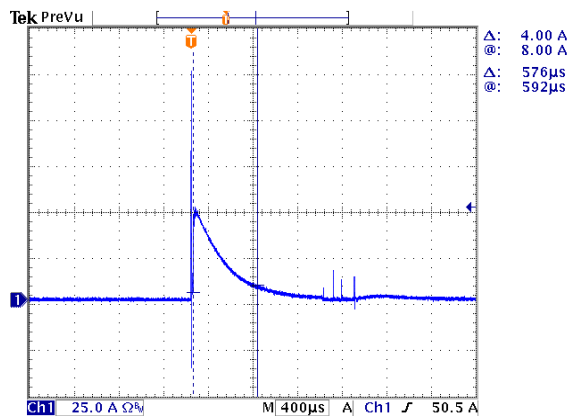
Note: (1) This LED driver meets the EMI specifications above, but EMI performance of a luminaire that contains it depends also on the other devices connected to the driver and on the fixture itself.

- (2) To perform electric strength (hi-pot) testing, the “GDT ground disconnect” (nut and metal lock sheet) on the driver end-cap should be removed temporarily to prevent the internal gas discharge tube from conducting (as allowed by IEC 60598-1 Clause 10.2). After testing is completed, these items must be reinstalled to restore line-to-earth surge protection and secure the end cap.
- (3) Optional Commands Implemented: 242 (query short circuit), 243 (query open circuit)

Lifetime vs. Case Temperature

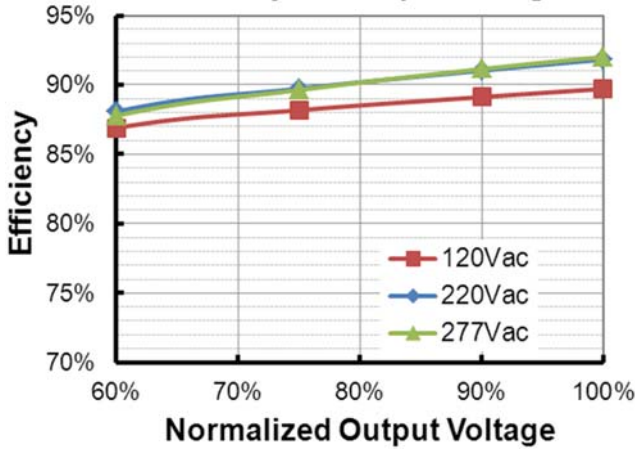


Inrush Current Waveform

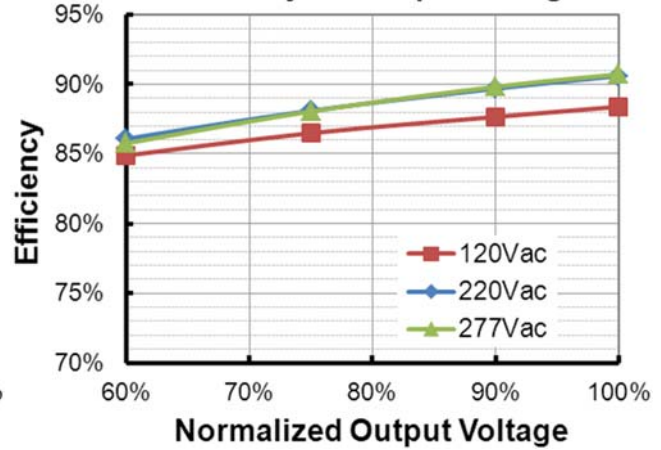


Efficiency vs. Load

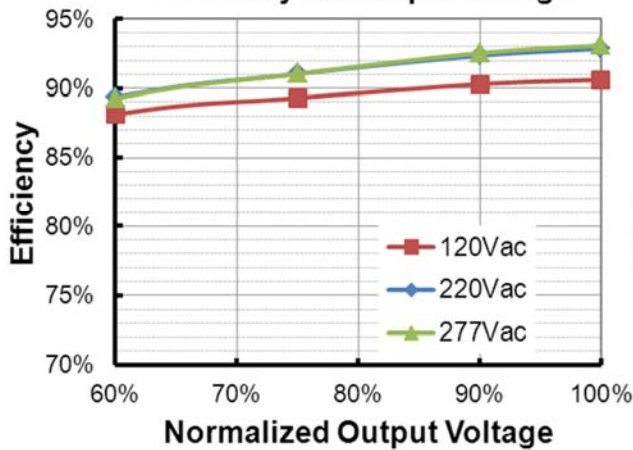
EUD-096S070BVA ($I_o=450mA$)
Efficiency vs. Output Voltage



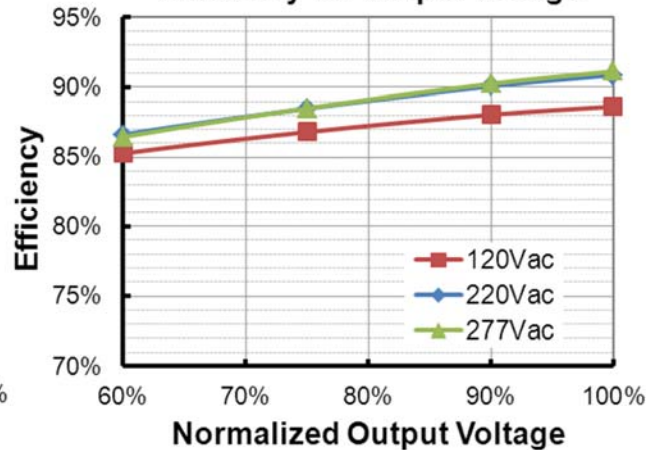
EUD-096S070BVA ($I_o=700mA$)
Efficiency vs. Output Voltage



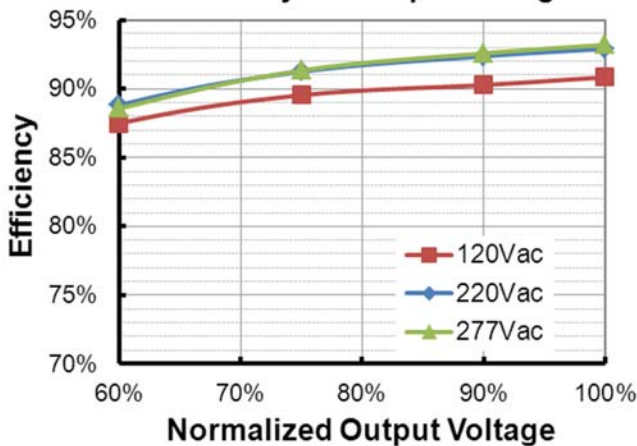
EUD-096S105BVA ($I_o=700mA$)
Efficiency vs. Output Voltage



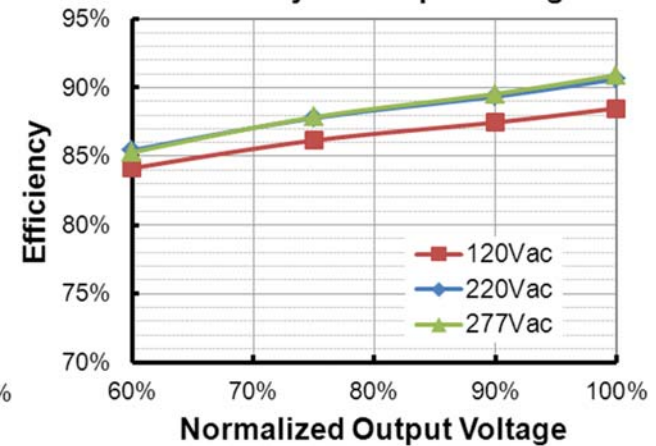
EUD-096S105BVA ($I_o=1050mA$)
Efficiency vs. Output Voltage



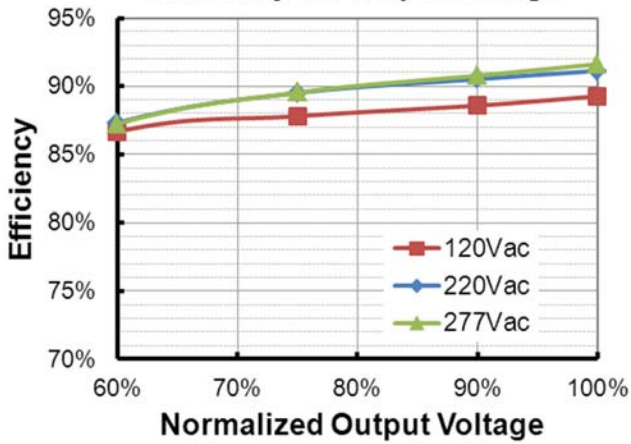
EUD-096S210BVA ($I_o=1400mA$)
Efficiency vs. Output Voltage



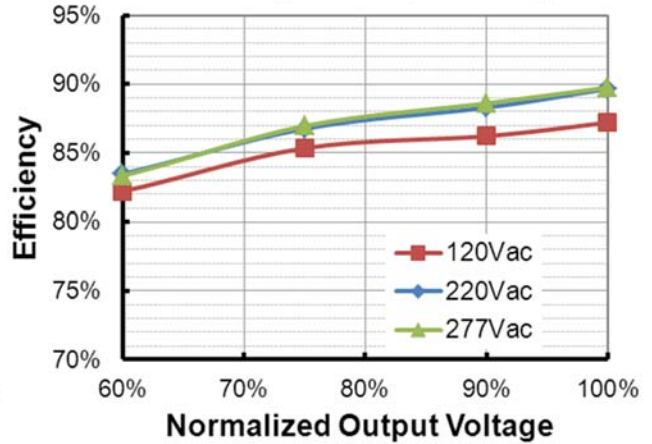
EUD-096S210BVA ($I_o=2100mA$)
Efficiency vs. Output Voltage



EUD-096S350BVA (I_o=2450mA)
Efficiency vs. Output Voltage

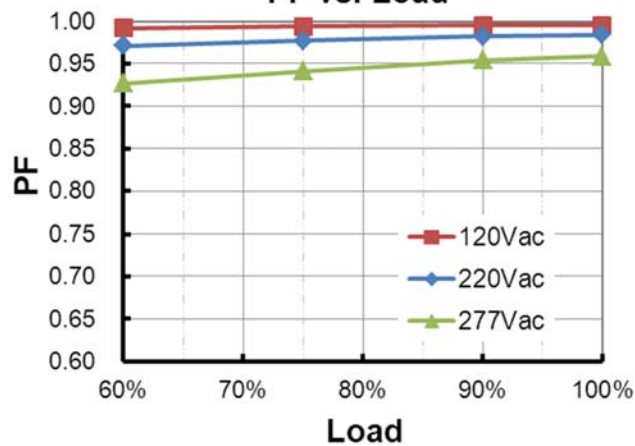


EUD-096S350BVA (I_o=3500mA)
Efficiency vs. Output Voltage



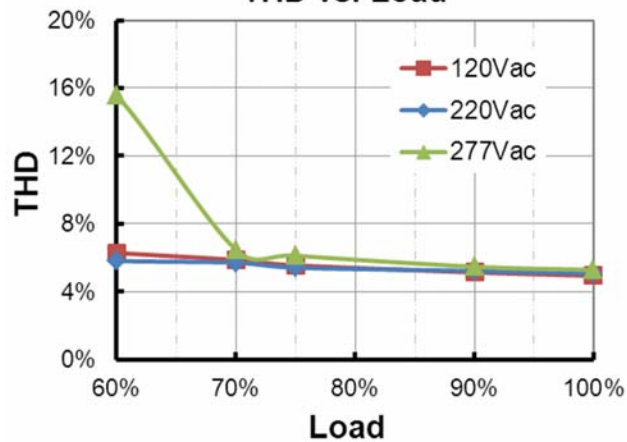
Power Factor

PF vs. Load



Total Harmonic Distortion

THD vs. Load



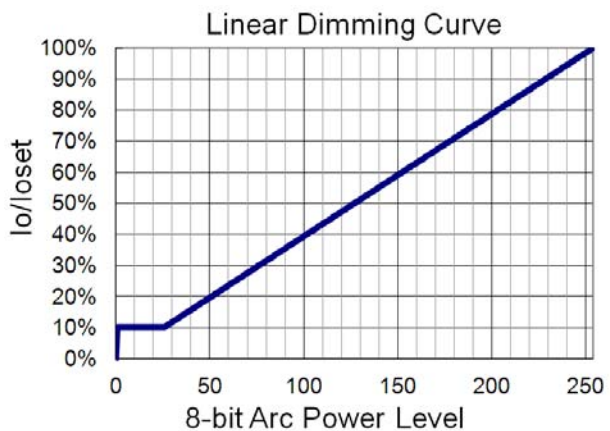
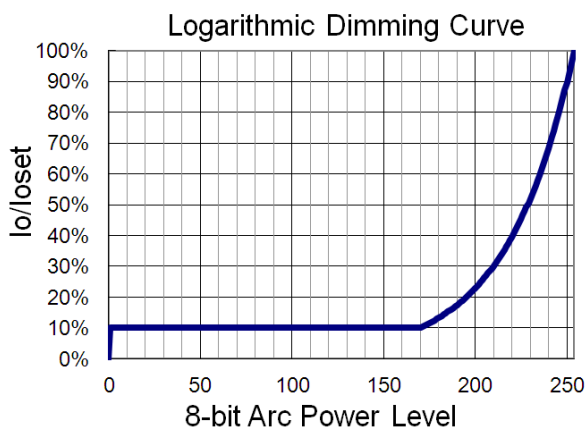
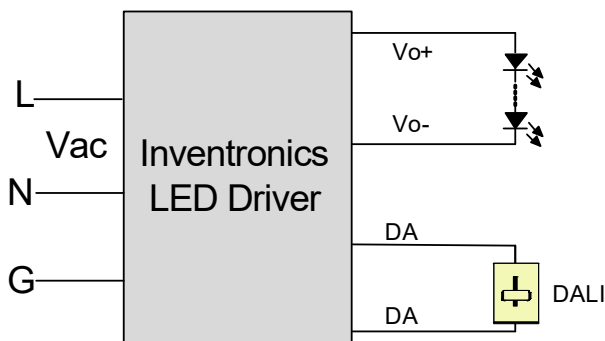
Protection Functions

Parameter		Min.	Typ.	Max.	Notes
External Thermal Protection NTC	R1	-	7.81 kOhm	-	When R_NTC falls below R1, External Thermal Protection is triggered, reducing output current until R2 is reached.
	R2	-	4.16 kOhm	-	When R_NTC is less than R2, output current is reduced to the programmed "Protection Current Floor."
	Protection Current Floor	10%loset	60%loset	100%loset	10%loset > I _{omin} (default setting is 60%)
I _{omin}		60%loset	100%loset	10%loset ≤ I _{omin} (default setting is 60%)	
Over Temperature Protection		Decreases output current, returning to normal after over temperature is removed.			
Short Circuit Protection		Auto Recovery. No damage will occur when any output is short circuited. The output shall return to normal when the fault condition is removed.			
Over Voltage Protection		Limits output voltage at no load and in case the normal voltage limit fails.			

Dimming

● DALI Dimming

The recommended implementation of the dimming control is provided below.



Implementation: DALI Dimming

● Time Dimming

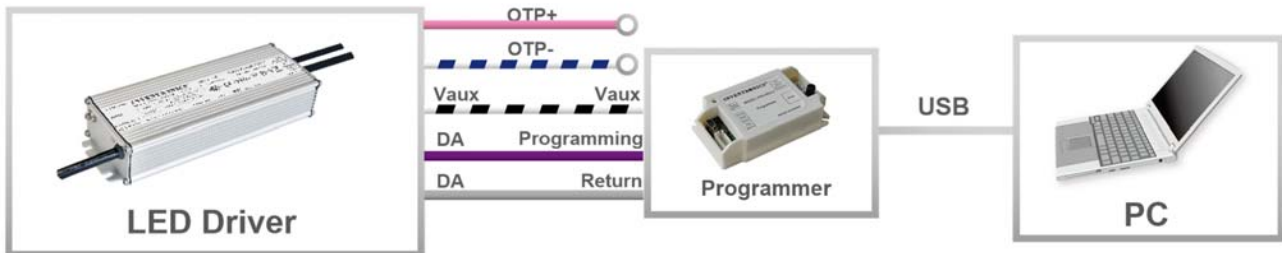
Time dimming control includes 3 kinds of modes, they are Self Adapting-Midnight, Self Adapting-Percentage and Traditional Timer.

- **Self Adapting-Midnight:** Automatically adjusts the dimming curve based on the on-time of past two days (if difference <15 minutes), assuming that the center point of the dimming curve is midnight local time.
- **Self Adapting-Percentage:** Automatically adjusts the on-time of each step by a constant percentage = (actual on-time for the past 2 days if difference <15 min) / (programmed on-time from the dimming curve).
- **Traditional Timer:** Follows the programmed timing curve after power on with no changes.

● Output Lumen Compensation

Output Lumen Compensation (OLC) may be used to maintain constant light output over the life of the LEDs by driving them at a reduced current when new, then gradually increasing the drive current over time to counteract LED lumen degradation.

Programming Connection Diagram



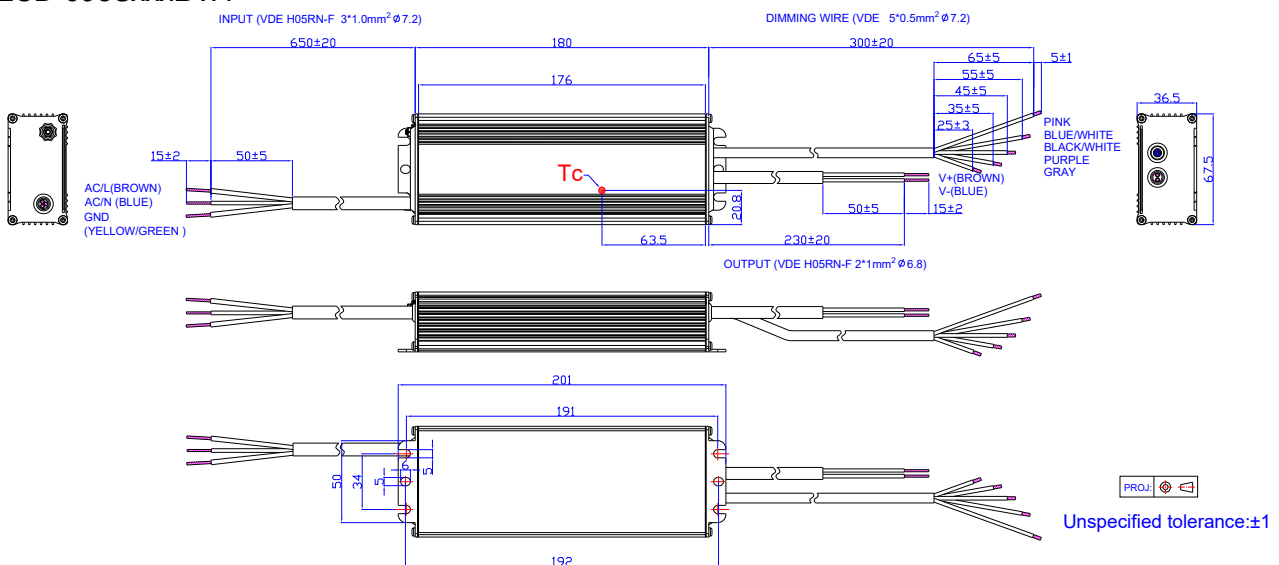
Note: (1) The driver does not need to be powered on during the programming process.

(2) Both "OTP-" and "DA" (gray) should be connected to "Return" of the programmer when programming.

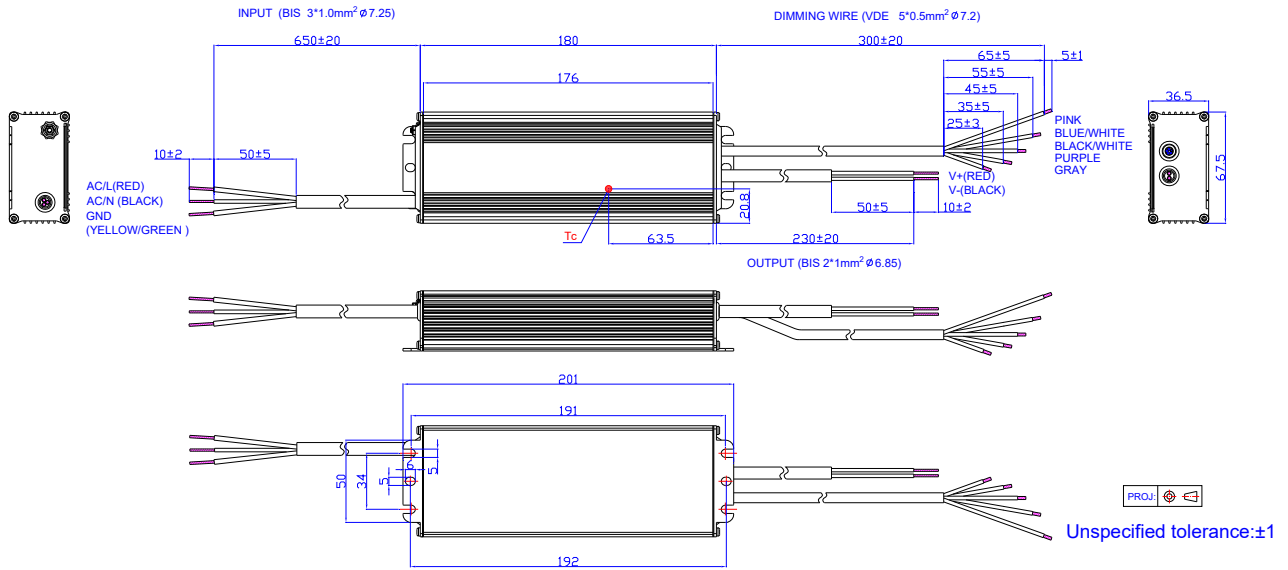
- Please refer to [PRG-MUL2 \(Programmer\) datasheet](#) for details.

Mechanical Outline

EUD-096SxxxBVA



EUD-096SxxxBVA-3000



RoHS Compliance

Our products comply with reference to RoHS Directive (EU) 2015/863 amending 2011/65/EU, calling for the elimination of lead and other hazardous substances from electronic products.

Revision History

Change Date	Rev.	Description of Change		
		Item	From	To
2017-03-31	A	Datasheets Release	/	/
2017-10-27	B	Features	7 Years Warranty	Added
		Input Specifications	PF/THD	Updated
		Operating Case Temperature for Warranty Tc_w	/	Updated
2022-01-08	C	Features	/	Updated
		CCC / global-mark logo	/	Updated
		BIS logo / Independent logo	/	Added
		Models	Notes	Updated
		General Specifications	Humidity	Updated
		Safety &EMC Compliance	/	Added
		Programming Connection Diagram	EUD-096SxxxBVA-3000	Added
		Mechanical Outline	EUD-096SxxxBVA-3000	Added
2023-09-13	D	RoHS Compliance	/	Updated
		TUV/global-mark logo	/	Deleted
		Product Photograph	/	Updated
		Safety &EMC Compliance	/	Updated
		Programming Connection Diagram	/	Updated