

Features

- High Efficiency (Up to 93.0%)
- Constant Voltage Output
- Input Surge Protection: 4kV line-line, 6kV line-earth
- All-Around Protection: OVP, OCP, SCP, OTP
- Waterproof (IP67)
- SELV Output
- Suitable for Independent Use



Description

The EUV-300SxxxSV series is a 300W, constant-voltage LED driver that operates from 90-305 Vac input with excellent power factor. It is created for many lighting applications including high bay, high mast, sports and roadway. The high efficiency of these drivers and compact metal case enables them to run cooler, significantly improving reliability and extending product life. To ensure trouble-free operation, protection is provided against input surge, output over voltage, over current, short circuit, and over temperature.

Models

Output Voltage	Input Voltage Range(1)	Output Current Range	Max. Output Power	Typical Efficiency (2)	Power Factor		Model Number (3)(4)(5)
					110Vac	220Vac	
12 Vdc	90 ~ 305 Vac	0~22.9 A	275 W	91.5%	0.99	0.93	EUV-300S012SV
24 Vdc	90 ~ 305 Vac	0~12.5 A	300 W	91.0%	0.99	0.96	EUV-300S024SV
28 Vdc	90 ~ 305 Vac	0~10.71 A	300 W	91.5%	0.99	0.96	EUV-300S028SV
36 Vdc	90 ~ 305 Vac	0~8.33 A	300 W	92.0%	0.99	0.96	EUV-300S036SV
42 Vdc	90 ~ 305 Vac	0~7.14 A	300 W	92.0%	0.99	0.96	EUV-300S042SV
48 Vdc	90 ~ 305 Vac	0~6.25 A	300 W	92.5%	0.99	0.96	EUV-300S048SV
54 Vdc	90 ~ 305 Vac	0~5.56 A	300 W	93.0%	0.99	0.96	EUV-300S054SV

- Notes:** (1) Certified input voltage range: 100-240Vac;
 (2) Measured at 100% load and 220 Vac input.
 (3) All the models are certificated to Global-mark, except EUV-300S012SV.
 (4) All the models are certificated to CCC, except EUV-300S012SV and EUV-300S054SV
 (5) SELV output

Input Specifications

Parameter	Min.	Typ.	Max.	Notes
Input Voltage Range	90 Vac	-	305 Vac	
Input Frequency	47 Hz	-	63 Hz	
Leakage Current	-	-	0.75 mA	At 240Vac/60Hz input , grounding effectively
Input AC Current	-	-	3.6 A	Measured at 100% load and 100 Vac input.
	-	-	1.6 A	Measured at 100% load and 220 Vac input.

Input Specifications (Continued)

Parameter	Min.	Typ.	Max.	Notes
Inrush Current(I ² t)	-	-	2.33 A ² s	At 220Vac input, 25°C cold start, duration=3 ms, 10%Ipk-10%Ipk.
Power Factor	0.90	-	-	At 100-240Vac, 50-60Hz,75%-100%load (225-300W)
THD	-	-	20%	

Output Specifications

Parameter	Min.	Typ.	Max.	Notes
Output Voltage Tolerance	-5%	-	5%	At 100% load condition.
Ripple and Noise (pk-pk)	-	-	2% V _O	Measured by 20 MHz bandwidth oscilloscope and the output paralleled a 0.1 uF ceramic capacitor and a 10 uF electrolytic capacitor.
Output Overshoot / Undershoot	-	-	10%	When power on or off.
Line Regulation	-	-	±1%	At 100% load condition.
Load Regulation	-	-	±3%	
Turn-on Delay Time	-	0.4 s	1.0 s	Measured at 110Vac input, 75%-100%load
	-	0.4 s	1.0 s	Measured at 220Vac input, 75%-100%load
Load Dynamic Response	Output Deviation	-	-	R/S: 1 A / uS Load: 25% ~ 75%100% load.
	Settling Time	-	-	
Temperature coefficient	-	-	0.02%/°C	Case temperature = 0°C ~Tc max

Note: All specifications are typical at 25 °C unless otherwise stated.

General Specifications

Parameter	Min.	Typ.	Max.	Notes		
Efficiency at 110 Vac input: V _O = 12 V V _O = 24 V V _O = 28 V V _O = 36 V V _O = 42 V V _O = 48 V V _O = 54 V	89.0% 88.5% 89.0% 89.5% 90.5% 90.5% 91.0%	89.5% 89.0% 89.5% 90.0% 91.0% 91.0% 91.5%	- - - - - - -	Measured at 100% load and steady-state temperature in 25°C ambient; (Efficiency will be about 1.5% lower if measured immediately after startup.)		
Efficiency at 220 Vac input: V _O = 12 V V _O = 24 V V _O = 28 V V _O = 36 V V _O = 42 V V _O = 48 V V _O = 54 V	91.0% 90.5% 91.0% 91.5% 91.5% 92.0% 92.5%	91.5% 91.0% 91.5% 92.0% 92.0% 92.5% 93.0%	- - - - - - -		Measured at 100% load and steady-state temperature in 25°C ambient; (Efficiency will be about 1.5% lower if measured immediately after startup.)	
No Load Power Dissipation	-	-	4.5 W			
MTBF	-	278,000 hours	-			Measured at 110Vac input, 80%Load and 25°C ambient temperature (MIL-HDBK-217F)

General Specifications (Continued)

Parameter	Min.	Typ.	Max.	Notes
Lifetime	-	58,000 hours	-	Measured at 220Vac input, 80%Load ,Case temperature=60°C @ Tc point. See life time vs. Tc curve for the details
Operating Case Temperature for Safety Tc_s	-40 °C	-	+90 °C	
Operating Case Temperature for Warranty Tc_w	-40 °C	-	+60 °C	
Storage Temperature	-40 °C	-	+85 °C	Humidity: 5% RH to 100% RH
Dimensions Inches (L x W x H) Millimeters (L x W x H)	8.82 x 3.86 x 1.75 224 x 98 x 44.5			With mounting ear 9.88 x 3.86 x 1.75 251 x 98 x 44.5
Net Weight	-	1700 g	-	

Note: All specifications are typical at 25 °C unless otherwise stated.

Safety & EMC Compliance

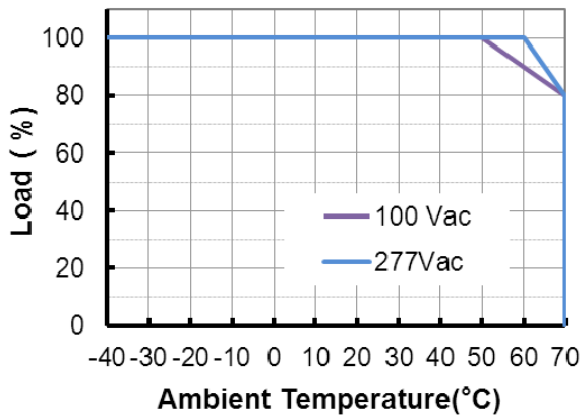
Safety Category	Standard
CE	EN 61347-1, EN61347-2-13
Global Mark	AS/NZS 61347.1, AS/NZS 61347.2.13
CCC	GB 19510.1, GB 19510.14
EMI Standards	Notes
EN 55015/GB 17743 ⁽¹⁾	Conducted emission Test & Radiated emission Test
EN 61000-3-2/GB 17625.1	Harmonic current emissions
EN 61000-3-3	Voltage fluctuations & flicker
EMS Standards	Notes
EN 61000-4-2	Electrostatic Discharge (ESD): 8 kV air discharge, 4 kV contact discharge
EN 61000-4-3	Radio-Frequency Electromagnetic Field Susceptibility Test-RS
EN 61000-4-4	Electrical Fast Transient / Burst-EFT
EN 61000-4-5	Surge Immunity Test: AC Power Line: line to line 4 kV, line to earth 6 kV ⁽²⁾
EN 61000-4-6	Conducted Radio Frequency Disturbances Test-CS
EN 61000-4-8	Power Frequency Magnetic Field Test
EN 61000-4-11	Voltage Dips
EN 61547	Electromagnetic Immunity Requirements Applies To Lighting Equipment

Note: (1) This LED driver meets the EMI specifications above, but EMI performance of a luminaire that contains it depends also on the other devices connected to the driver and on the fixture itself.

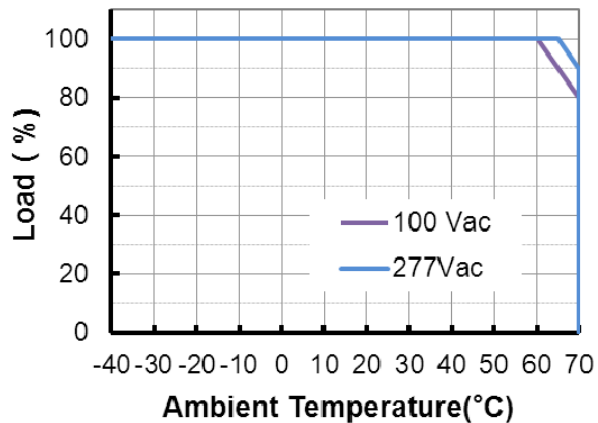
(2) To perform electric strength (hi-pot) testing, the "GDT ground disconnect" (nut and metal lock sheet) on the driver end-cap should be removed temporarily to prevent the internal gas discharge tube from conducting (as allowed by IEC 60598-1 Clause 10.2). After testing is completed, these items must be reinstalled to restore line-to-earth surge protection and secure the end cap.

Derating Curve

EUV-300S012SV
Derating Curve

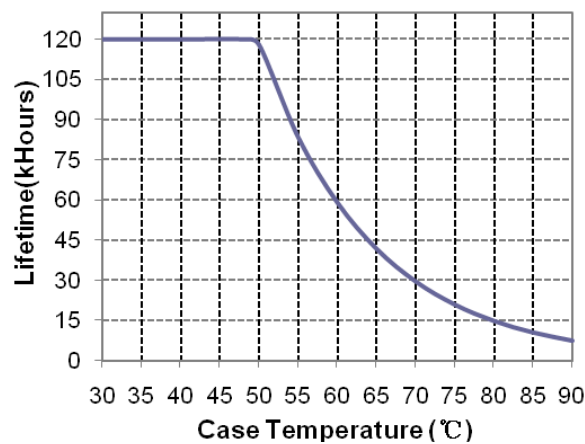


Others
Derating Curve



Lifetime vs. Case Temperature Curve

Lifetime vs. Case Temperature

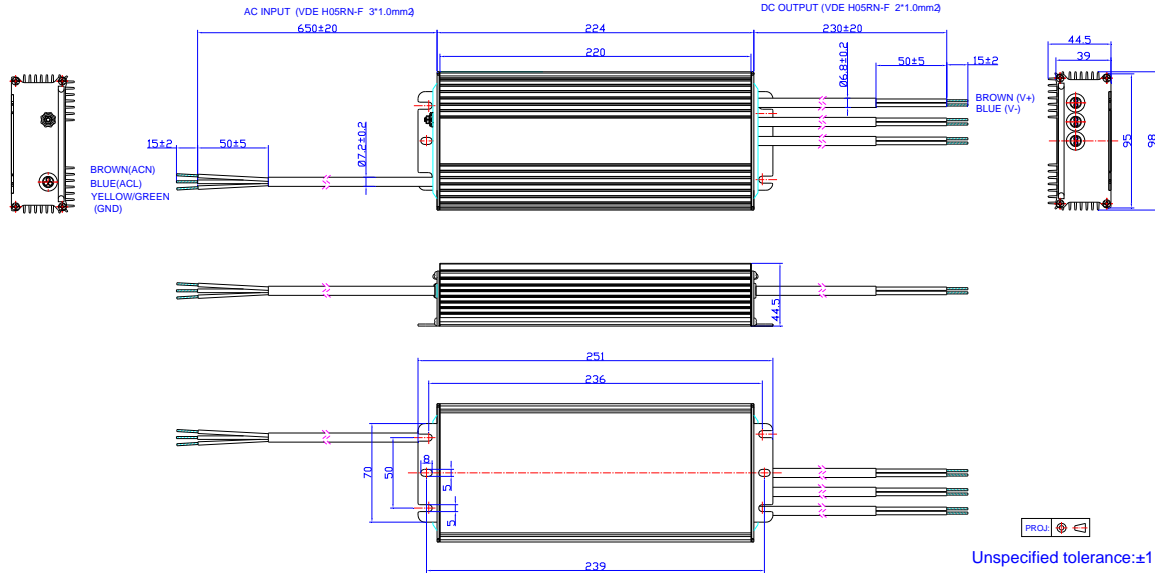


Protection Functions

Parameter	Min.	Typ.	Max.	Notes
Over Current Protection	130% I _o	165% I _o	200% I _o	Hiccup mode. The power supply shall be self-recovery when the fault condition is removed.
Over Temperature Protection	Auto Recovery, returning to normal after over temperature is removed.			
Short Circuit Protection	No damage will occur when any output is short circuited. The output shall return to normal when the fault condition is removed.			
Over Voltage Protection	Limits output voltage at no load and in case the normal voltage limit fails.			

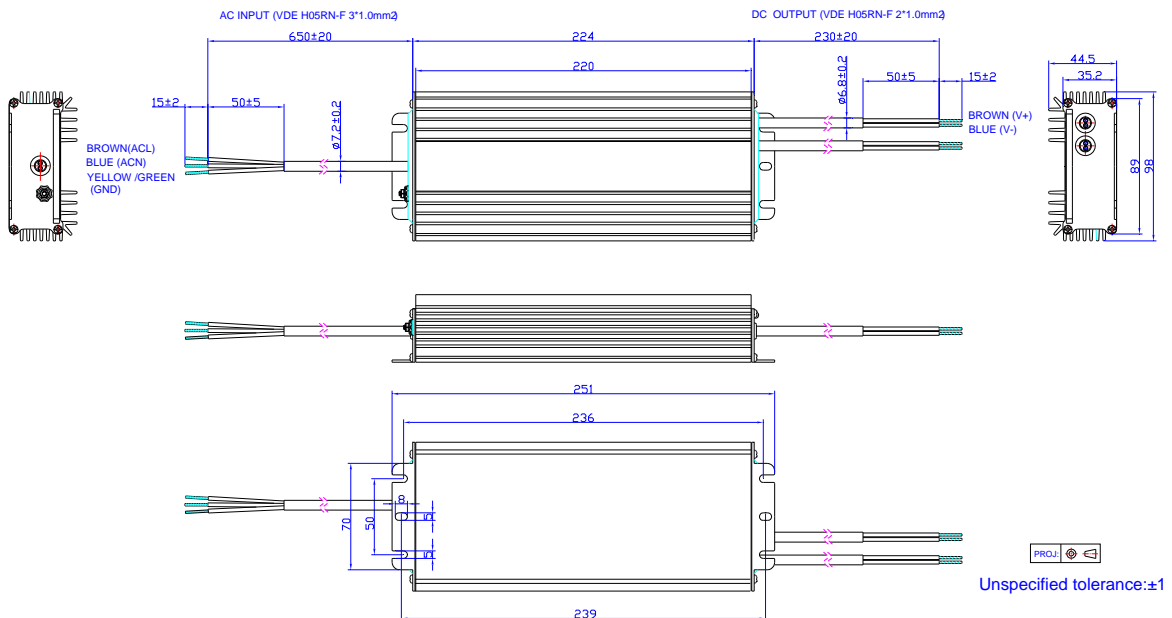
Mechanical Outline

EUV-300S012SV



Note: The 3 DC output cables are connected in parallel internally because one 1.0mm² wire can only carry 10A. Please connect the 3 brown wires together and 3 blue wires together in application, or ensure each cable carries same current.

EUV-300S024/036/042SV



Note: The 2 DC output cables are connected in parallel internally because one 1.0mm² wire can only carry 10A. Please connect the 2 brown wires together and 2 blue wires together in application, or ensure each cable carries same current.

Revision History

Change Date	Rev.	Description of Change		
		Item	From	To
2010-09-15	A	First Release.		
2011-07-20	B	MTBF	Delete 24V	Add 28V
		Life	Use Tcase data to replace the old test condition	
2012-02-20	C	Efficiency of 24V,28V,36V	/	2% Lower
2012-3-27	D	Notes of Life time	Case temperature=80°C	Measured at 220Vac input, 80%Load and 45°C ambient temperature
2012-5-04	E	Efficiency of 28V	/	0.5% Higher
		Mechanical Outline	/	Updated
		Life time Curve	/	added
		Life time & MTBF	/	Corrected
2012-7-17	F	Max Case Temperature	/	Updated
2012-8-14	G	Deleted 42V Model & Added 54VModel	/	Updated
		Efficiency of 48V Model	/	0.5% Lower
		Input AC Current @100Vac	3.3 A	3.5 A
		MTBF	250,000Hrs	200,000Hours
		Life Time	100,000Hrs @ Tc70°C	50,000Hrs @ Tc65°C
		Min Operating Temperature/ Derating Curve	-35°C	-40°C
2013-01-05	H	Inrush current	50A	150A
		Min PF and max THD	/	Added
		Temperature Coefficient	/	Added
		MTBF	Min 250,000 hours	Typ.278,000 hours
		Life time	Min 50,000 hours	Typ.58,000 hours
		Life time curve	/	Updated
		Input AC Current @100Vac	Max3.5 A	Typ3.3A, Max3.5A
2013-02-26	I	Efficiency of 48V, 54V	/	0.5%lower
2013-03-11	J	Over Current Protection	110%,155%,180%	130%,165%,200%
2013-12-13	K	Turn-on delay time	0.1s,0.2s	0.4s,1.0s
2014-09-26	L	Derating curve	/	Updated
		Derating curve of EUV-300S012SV	/	Added
2014-09-26	L	Mechanical outline of EUV-200S012SV	/	Updated
2015-09-11	M	Format	/	Updated

Revision History (Continued)

Change Date	Rev.	Description of Change		
		Item	From	To
2015-09-11	M	External Grounding Screw Solution	/	/
		Features	/	Updated
		Description	/	Updated
		Models	EUV-300S042SV	Added
		General Specifications	Case Temperature	Operating Case Temperature for Safety Tc_s
		General Specifications	Operating Case Temperature for Warranty Tc_w	Added
		General Specifications	Storage Temperature	Added
		Environmental Specifications	/	Delete
		Safety & EMC Compliance	/	Update
		Protection Functions	/	Update
		Mechanical Outline	/	Update
2019-03-01	N	Header	Outdoor	IP67
		Global Mark	/	Updated
		CCC	/	Added
		Description	/	Updated
		Input Specifications	Power Factor/ THD	Added
		General Specifications	With mounting ear	Added
		General Specifications - Net Weight	1540g	1700g
		Safety & EMC Compliance		Updated