

Features

- Ultra High Efficiency (Up to 93.5%)
- Full Power at Wide Output Current Range (Constant Power)
- Isolated 0-10V/10V PWM Dimmable (DV models)
3-Timer-Modes Dimmable (TV models)
- Input Surge Protection: DM 6kV, CM 10kV
- All-Around Protection: OVP, SCP, OTP
- IP67
- SELV Output
- 5 Years Warranty



Description

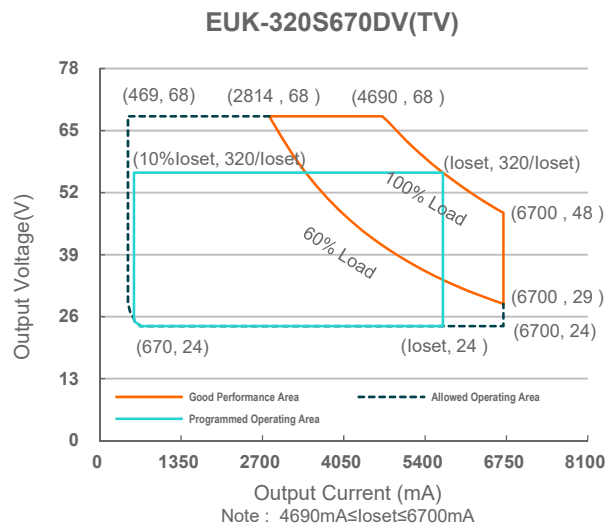
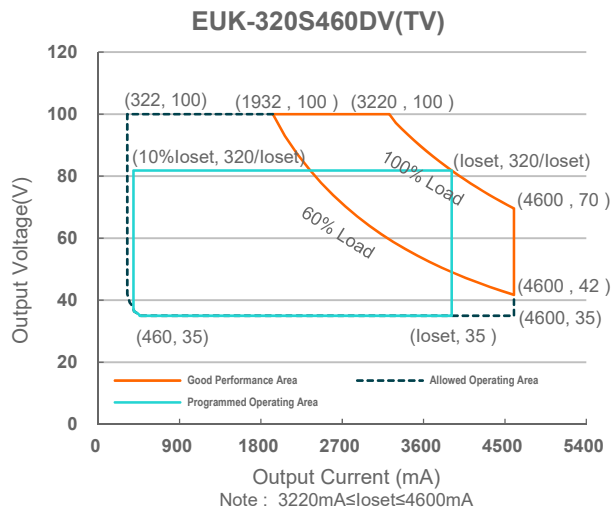
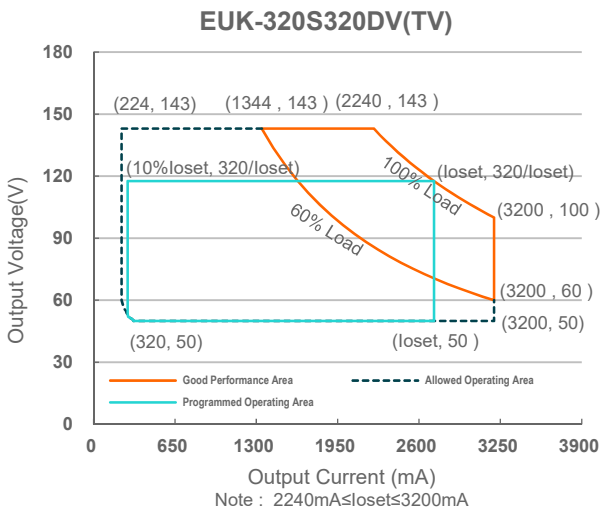
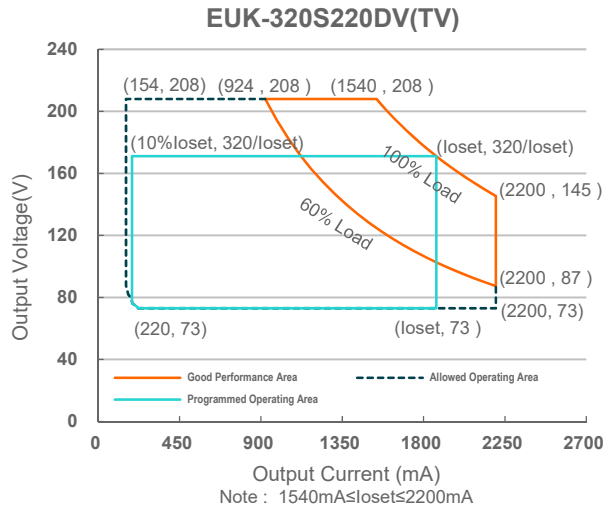
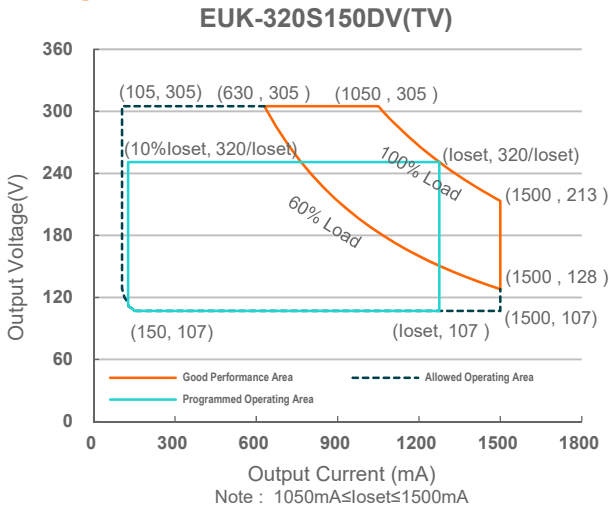
The EUK-320SxxxDV(TV) series is a 320W, constant-current, programmable IP67 LED driver that operates from 90-305 Vac input with excellent power factor. It is created for many lighting applications including high bay, high mast, aquaculture and sport, etc. The high efficiency of these drivers and compact metal case enables them to run cooler, significantly improving reliability and extending product life. To ensure trouble-free operation, protection is provided against input surge, output over voltage, short circuit, and over temperature.

Models

Adjustable Output Current Range (mA)	Full-Power Current Range (mA) ⁽¹⁾	Default Output Current (mA)	Output Voltage Range (Vdc)	Max. Output Power (W)	Typical Efficiency ⁽²⁾	Typical Power Factor		Model Number ⁽³⁾⁽⁵⁾⁽⁶⁾⁽⁷⁾
						120Vac	220Vac	
105-1500	1050-1500	1400	107-305	320	93.5%	0.99	0.96	EUK-320S150DV(TV)
154-2200	1540-2200	2100	73-208	320	93.5%	0.99	0.96	EUK-320S220DV(TV)
224-3200	2240-3200	2800	50-143	320	92.5%	0.99	0.96	EUK-320S320DV(TV)
322-4600	3220-4600	4200	35-100	320	92.5%	0.99	0.96	EUK-320S460DV(TV) ⁽⁴⁾
469-6700	4690-6700	6700	24-68	320	92.5%	0.99	0.96	EUK-320S670DV(TV) ⁽⁴⁾

- Notes:** (1) Output current range with constant power at 320W.
 (2) Measured at 100% load and 220Vac input (see below "General Specifications" for details).
 (3) Certified input voltage range: 100-240Vac or 127-250Vdc (except CCC, BIS).
 (4) SELV output.
 (5) For BIS models add suffix -3000.
 (6) All the models are certificated to KCC, except EUK-320SxxxTV.
 (7) All the models are certificated to CCC, except EUK-320SxxxTV.

I-V Operation Area



Input Specifications

Parameter	Min.	Typ.	Max.	Notes
Input AC Voltage	90 Vac	-	305 Vac	
Input DC Voltage	127 Vdc	-	250 Vdc	
Input Frequency	47 Hz	-	63 Hz	
Leakage Current	-	-	0.70 mA	IEC 60598-1; 240Vac/ 60Hz
Input AC Current	-	-	3.20 A	Measured at 100% load and 120 Vac input.
	-	-	1.70 A	Measured at 100% load and 220 Vac input.
Inrush Current(I ² t)	-	-	1.30 A ² s	At 220Vac input, 25°C cold start, duration=3.92 ms, 10%I _{pk} -10%I _{pk} .
PF	0.9	-	-	At 100-240Vac, 50-60Hz, 60%-100% Load (192-320W)
THD	-	-	20%	
THD	-	-	10%	At 220-240Vac, 50-60Hz, 75%-100% Load (240-320W)

Output Specifications

Parameter	Min.	Typ.	Max.	Notes
Output Current Tolerance	-5%loset	-	5%loset	At 100% load condition
Output Current Setting(loset) Range				
EUK-320S150DV(TV)	105 mA	-	1500 mA	
EUK-320S220DV(TV)	154 mA	-	2200 mA	
EUK-320S320DV(TV)	224 mA	-	3200 mA	
EUK-320S460DV(TV)	322 mA	-	4600 mA	
EUK-320S670DV(TV)	469 mA	-	6700 mA	
Output Current Setting Range with Constant Power				
EUK-320S150DV(TV)	1050 mA	-	1500 mA	
EUK-320S220DV(TV)	1540 mA	-	2200 mA	
EUK-320S320DV(TV)	2240 mA	-	3200 mA	
EUK-320S460DV(TV)	3220 mA	-	4600 mA	
EUK-320S670DV(TV)	4690 mA	-	6700 mA	
Total Output Current Ripple (pk-pk)	-	5%I _{omax}	10%I _{omax}	At 100% load condition. 20 MHz BW
Output Current Ripple at < 200 Hz (pk-pk)	-	2%I _{omax}	-	At 100% load condition. Only this component of ripple is associated with visible flicker.
Startup Overshoot Current	-	-	10%I _{omax}	At 100% load condition
No Load Output Voltage				
EUK-320S150DV(TV)	-	-	350 V	
EUK-320S220DV(TV)	-	-	250 V	
EUK-320S320DV(TV)	-	-	170 V	
EUK-320S460DV(TV)	-	-	120 V	
EUK-320S670DV(TV)	-	-	85 V	
Line Regulation	-	-	±0.5%	Measured at 100% load

Output Specifications (Continued)

Parameter	Min.	Typ.	Max.	Notes
Load Regulation	-	-	±1.5%	
Turn-on Delay Time	-	-	1.0 s	Measured at 120Vac input, 60%-100% Load
	-	-	0.5 s	Measured at 220Vac input, 60%-100% Load
Temperature Coefficient of loset	-	0.03%/°C	-	Case temperature = 0°C ~Tc max

General Specifications

Parameter	Min.	Typ.	Max.	Notes	
Efficiency at 120 Vac input:					
EUK-320S150DV(TV)					
Io=1050 mA	89.50%	91.50%	-		
Io=1500 mA	89.00%	91.00%	-		
EUK-320S220DV(TV)					
Io=1540 mA	89.00%	91.00%	-		
Io=2200 mA	89.00%	91.00%	-		
EUK-320S320DV(TV)					
Io=2240 mA	88.00%	90.00%	-	Measured at 100% load and steady-state temperature in 25°C ambient; (Efficiency will be about 2.0% lower if measured immediately after startup.)	
Io=3200 mA	88.00%	90.00%	-		
EUK-320S460DV(TV)					
Io=3220 mA	88.50%	90.50%	-		
Io=4600 mA	88.00%	90.00%	-		
EUK-320S670DV(TV)					
Io=4690 mA	88.00%	90.00%	-		
Io=6700 mA	87.00%	89.00%	-		
Efficiency at 220 Vac input:					
EUK-320S150DV(TV)					
Io=1050 mA	91.50%	93.50%	-		
Io=1500 mA	91.50%	93.50%	-		
EUK-320S220DV(TV)					
Io=1540 mA	91.50%	93.50%	-		
Io=2200 mA	91.50%	93.50%	-		
EUK-320S320DV(TV)					
Io=2240 mA	90.50%	92.50%	-	Measured at 100% load and steady-state temperature in 25°C ambient; (Efficiency will be about 2.0% lower if measured immediately after startup.)	
Io=3200 mA	90.00%	92.00%	-		
EUK-320S460DV(TV)					
Io=3220 mA	90.50%	92.50%	-		
Io=4600 mA	90.00%	92.00%	-		
EUK-320S670DV(TV)					
Io=4690 mA	90.50%	92.50%	-		
Io=6700 mA	89.50%	91.50%	-		

General Specifications (Continued)

Parameter	Min.	Typ.	Max.	Notes	
Efficiency at 277 Vac input: EUK-320S150DV(TV) I _o =1050 mA I _o =1500 mA EUK-320S220DV(TV) I _o =1540 mA I _o =2200 mA EUK-320S320DV(TV) I _o =2240 mA I _o =3200 mA EUK-320S460DV(TV) I _o =3220 mA I _o =4600 mA EUK-320S670DV(TV) I _o =4690 mA I _o =6700 mA	92.00% 91.50%	94.00% 93.50%	- -	Measured at 100% load and steady-state temperature in 25°C ambient; (Efficiency will be about 2.0% lower if measured immediately after startup.)	
MTBF	-	282,000 Hours	-		Measured at 220Vac input, 80%Load and 25°C ambient temperature (MIL-HDBK-217F)
Lifetime	-	86,000 Hours	-		Measured at 220Vac input, 80%Load and 70°C case temperature; See lifetime vs. Tc curve for the details
Operating Case Temperature for Safety T _{c_s}	-40°C	-	+85°C		
Operating Case Temperature for Warranty T _{c_w}	-40°C	-	+75°C		Case temperature for 5 years warranty Humidity: 10%RH to 95%RH
Storage Temperature	-40°C	-	+85°C		Humidity: 5%RH to 95%RH
Dimensions Inches (L × W × H) Millimeters (L × W × H)	8.82 × 3.15 × 1.57 224 × 80 × 39.7				With mounting ear 9.89 × 3.15 × 1.57 251 × 80 × 39.7
Net Weight	-	1530 g	-		

Dimming Specifications

Parameter	Min.	Typ.	Max.	Notes	
DV Models	Absolute Maximum Voltage on the V _{dim} (+) Pin	-20 V	-	20 V	
	Source Current on V _{dim} (+) Pin	200 μA	300 μA	450 μA	V _{dim} (+) = 0 V
	Recommended Dimming Range for 0-10V	0 V	-	10 V	
	PWM_in High Level	-	10V	-	
	PWM_in Low Level	-	0V	-	
	PWM_in Frequency Range	200 Hz	-	2 KHz	
	PWM_in Duty Cycle	0%	-	100%	

Dimming Specifications (Continued)

Parameter		Min.	Typ.	Max.	Notes
TV Models	Dimming Level	10%	-	100%	Default is Traditional Timer. Dimming mode set to Self Adapting-Midnight or Self Adapting-Percentage in PC interface.
	Hold Time	0 Hours	-	18 Hours	
	Fade Time	0 Minutes	-	60 Minutes	
	Dimming Step	1	-	6	
Dimming Output Range	EUK-320S150DV(TV) EUK-320S220DV(TV) EUK-320S320DV(TV) EUK-320S460DV(TV) EUK-320S670DV(TV)	10%loset	-	loset	1050 mA ≤ loset ≤ 1500 mA 1540 mA ≤ loset ≤ 2200 mA 2240 mA ≤ loset ≤ 3200 mA 3220 mA ≤ loset ≤ 4600 mA 4690 mA ≤ loset ≤ 6700 mA
	EUK-320S150DV(TV) EUK-320S220DV(TV) EUK-320S320DV(TV) EUK-320S460DV(TV) EUK-320S670DV(TV)	105 mA 154 mA 224 mA 322 mA 469 mA	-	loset	105 mA ≤ loset < 1050 mA 154 mA ≤ loset < 1540 mA 224 mA ≤ loset < 2240 mA 322 mA ≤ loset < 3220 mA 469 mA ≤ loset < 4690 mA

Safety & EMC Compliance

Safety Category	Standard
ENEC & CE	EN 61347-1, EN 61347-2-13
CB	IEC 61347-1, IEC 61347-2-13
CCC	GB 19510.1, GB 19510.14
KC	K 61347-1, K 61347-2-13
BIS	IS 15885(Part2/Sec13)
Performance	Standard
ENEC	EN IEC 62384
EMI Standards	Notes
EN IEC 55015/GB/T 17743/KS C 9815 ⁽¹⁾	Conducted emission Test & Radiated emission Test
EN IEC 61000-3-2/GB 17625.1	Harmonic current emissions
EN 61000-3-3	Voltage fluctuations & flicker
EMS Standards	Notes
EN 61000-4-2	Electrostatic Discharge (ESD): 8 kV air discharge, 4 kV contact discharge
EN 61000-4-3	Radio-Frequency Electromagnetic Field Susceptibility Test-RS
EN 61000-4-4	Electrical Fast Transient / Burst-EFT
EN 61000-4-5	Surge Immunity Test: AC Power Line: Differential Mode 6 kV, Common Mode 10 kV ⁽²⁾
EN 61000-4-6	Conducted Radio Frequency Disturbances Test-CS

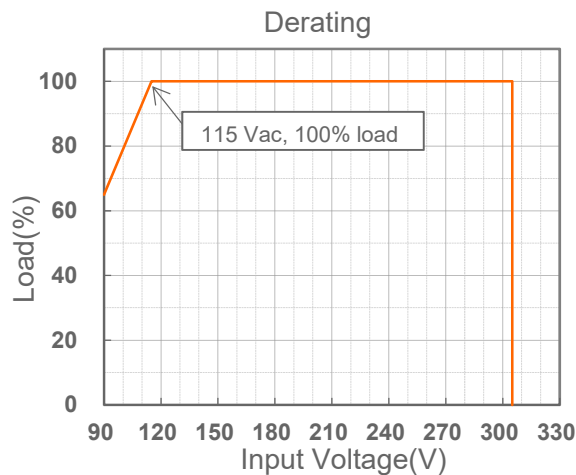
Safety & EMC Compliance (Continued)

EMS Standards	Notes
EN 61000-4-8	Power Frequency Magnetic Field Test
EN 61000-4-11	Voltage Dips
EN 61547/KS C 9547	Electromagnetic Immunity Requirements Applies To Lighting Equipment

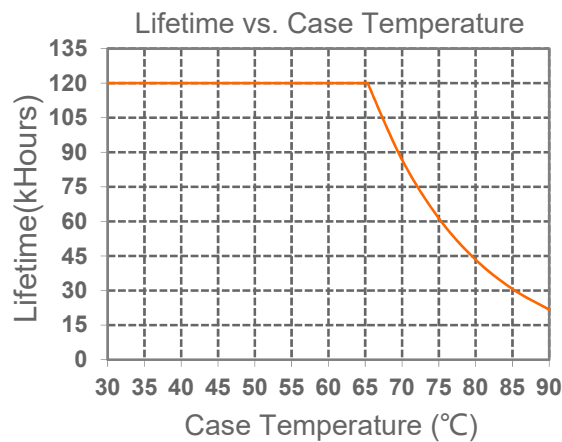
Note: (1) This LED driver meets the EMI specifications above, but EMI performance of a luminaire that contains it depends also on the other devices connected to the driver and on the fixture itself.

(2) To perform electric strength (hi-pot) testing, the "GDT ground disconnect" (nut and metal lock sheet) on the driver end-cap should be removed temporarily to prevent the internal gas discharge tube from conducting (as allowed by IEC 60598-1 Clause 10.2). After testing is completed, these items must be reinstalled to restore line-to-earth surge protection and secure the end cap.

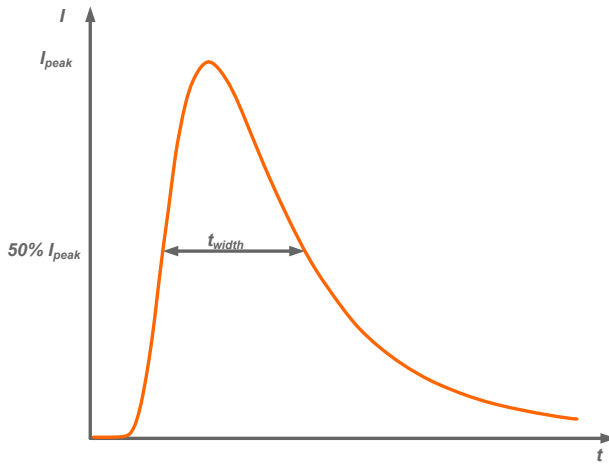
Derating



Lifetime vs. Case Temperature



Inrush Current Waveform

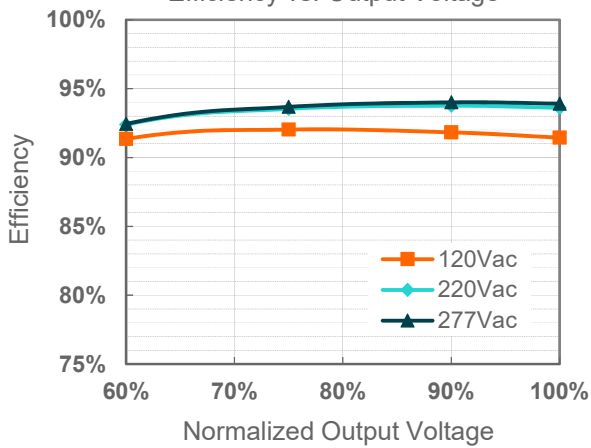


Input AC Voltage	I_{peak}	t_{width} (@ 50% I_{peak})
220 Vac	20.9 A	1.32 ms

Efficiency vs. Load

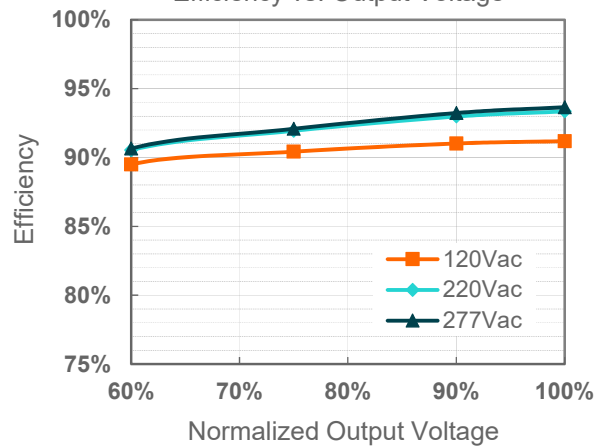
EUK-320S150DV(TV) ($I_o=1050mA$)

Efficiency vs. Output Voltage



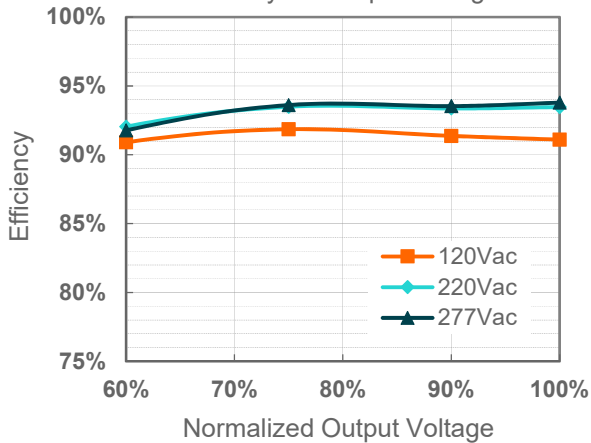
EUK-320S150DV(TV) ($I_o=1500mA$)

Efficiency vs. Output Voltage



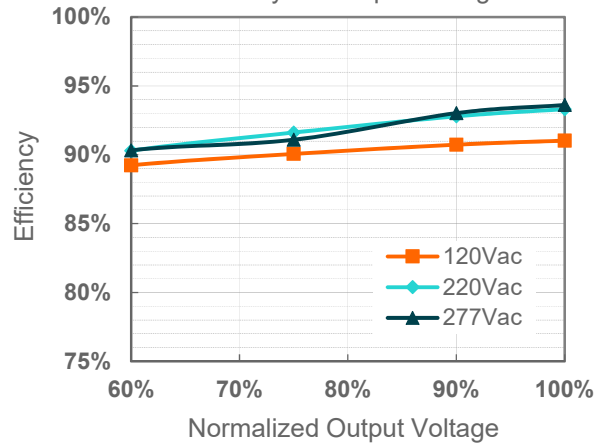
EUK-320S220DV(TV) ($I_o=1540mA$)

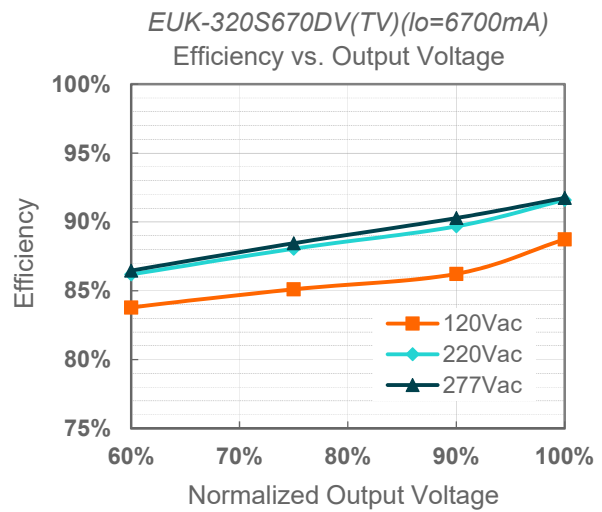
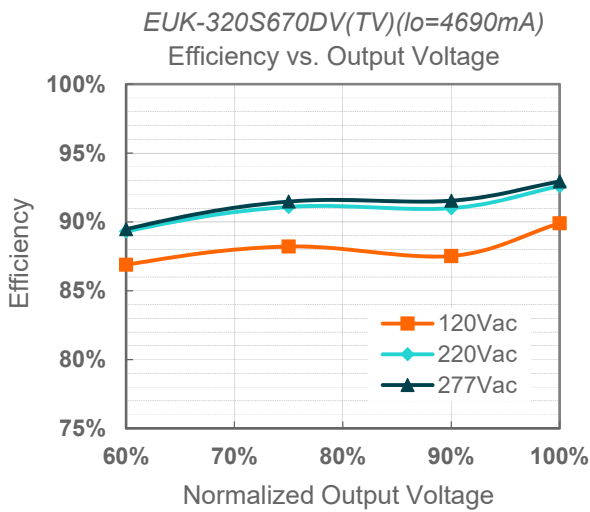
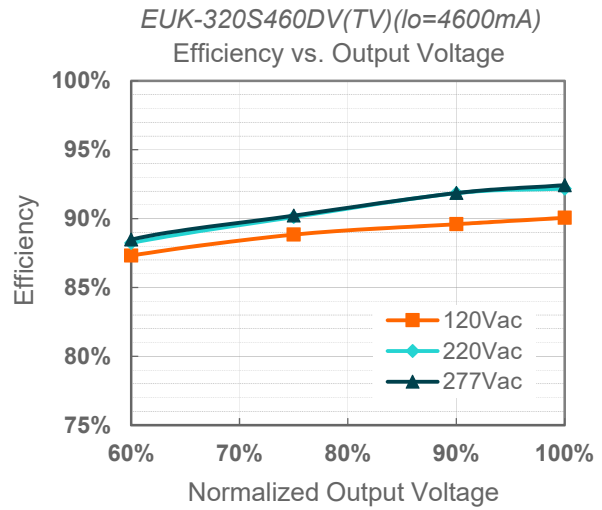
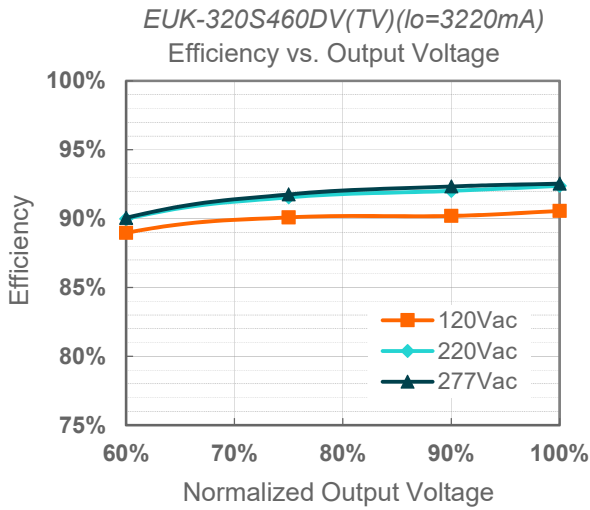
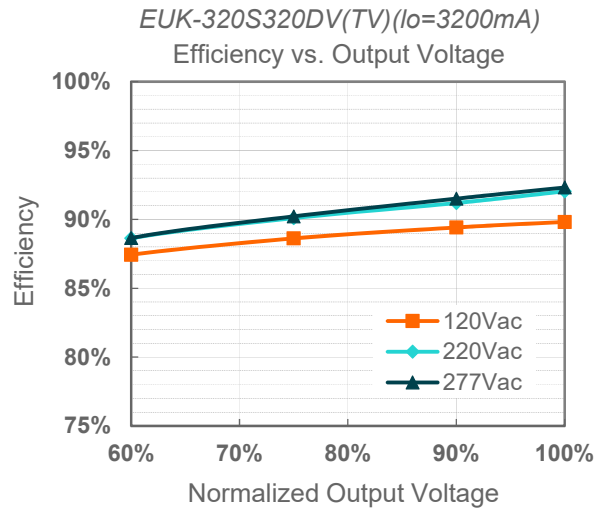
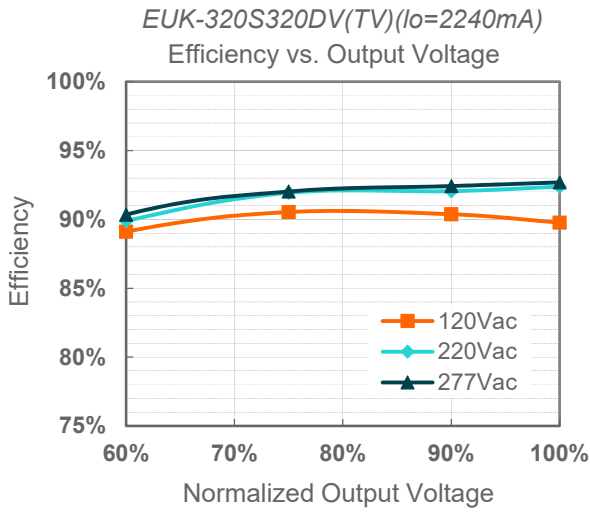
Efficiency vs. Output Voltage



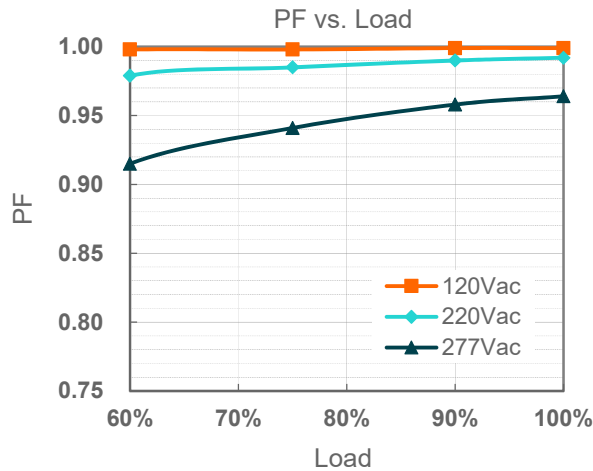
EUK-320S220DV(TV) ($I_o=2200mA$)

Efficiency vs. Output Voltage

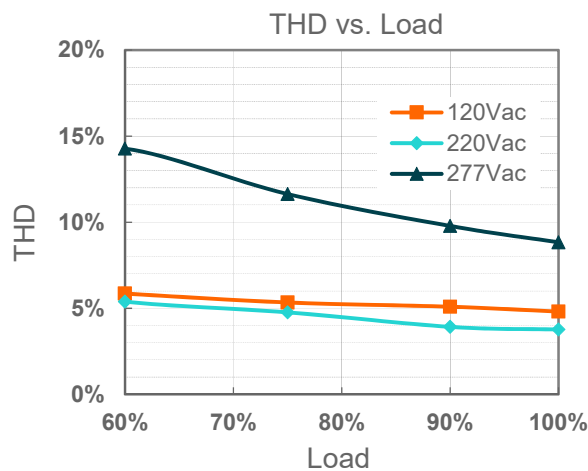




Power Factor



Total Harmonic Distortion



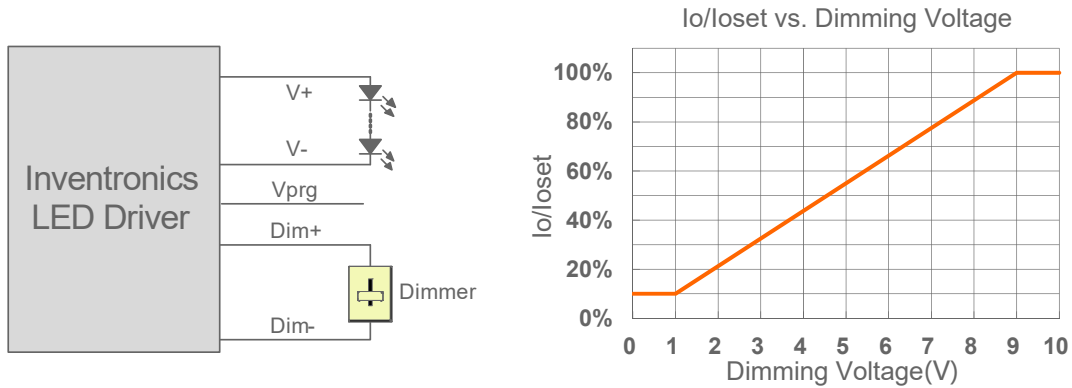
Protection Functions

Parameter	Notes
Over Temperature Protection	Decreases output current, returning to normal after over temperature is removed.
Short Circuit Protection	Auto Recovery. No damage will occur when any output is short circuited. The output shall return to normal when the fault condition is removed.
Over Voltage Protection	Limits output voltage at no load and in case the normal voltage limit fails.

Dimming

● 0-10V Dimming (Only DV models)

The recommended implementation of the dimming control is provided below.



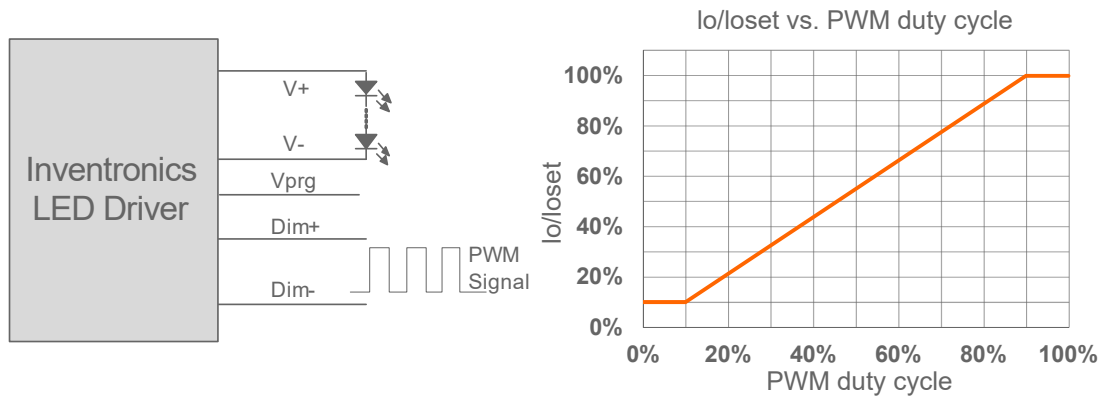
Implementation 1: Positive logic

Notes:

1. Do NOT connect Dim- to the output V- or V+, otherwise the driver will not work properly.
2. The dimmer can also be replaced by an active 0-10V voltage source signal or passive components like zener.

● 10V PWM Dimming (Only DV models)

The recommended implementation of the dimming control is provided below.



Implementation 2: Positive logic

Note: Do NOT connect Dim- to the output V- or V+, otherwise the driver will not work properly.

● Time Dimming (Only TV models)

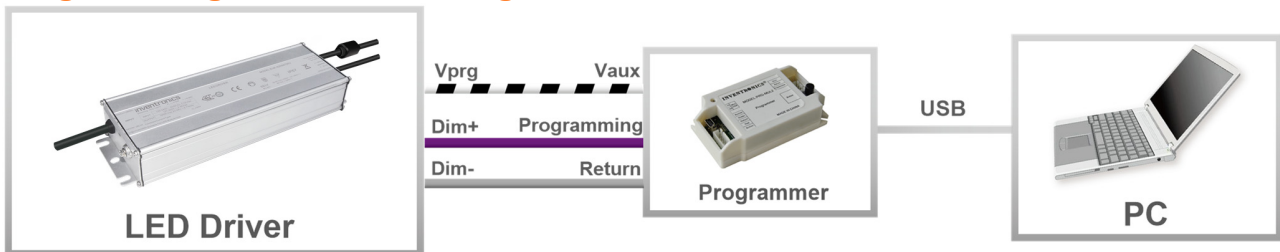
Time dimming control includes 3 kinds of modes, they are Self Adapting-Midnight, Self Adapting-Percentage and Traditional Timer.

- **Self Adapting-Midnight:** Automatically adjusts the dimming curve based on the on-time of past two days (if difference <15 minutes), assuming that the center point of the dimming curve is midnight local time.
- **Self Adapting-Percentage:** Automatically adjusts the on-time of each step by a constant percentage = (actual on-time for the past 2 days if difference <15 min) / (programmed on-time from the dimming curve).
- **Traditional Timer:** Follows the programmed timing curve after power on with no changes.

● Output Lumen Compensation (Only TV models)

Output Lumen Compensation (OLC) may be used to maintain constant light output over the life of the LEDs by driving them at a reduced current when new, then gradually increasing the drive current over time to counteract LED lumen degradation.

Programming Connection Diagram

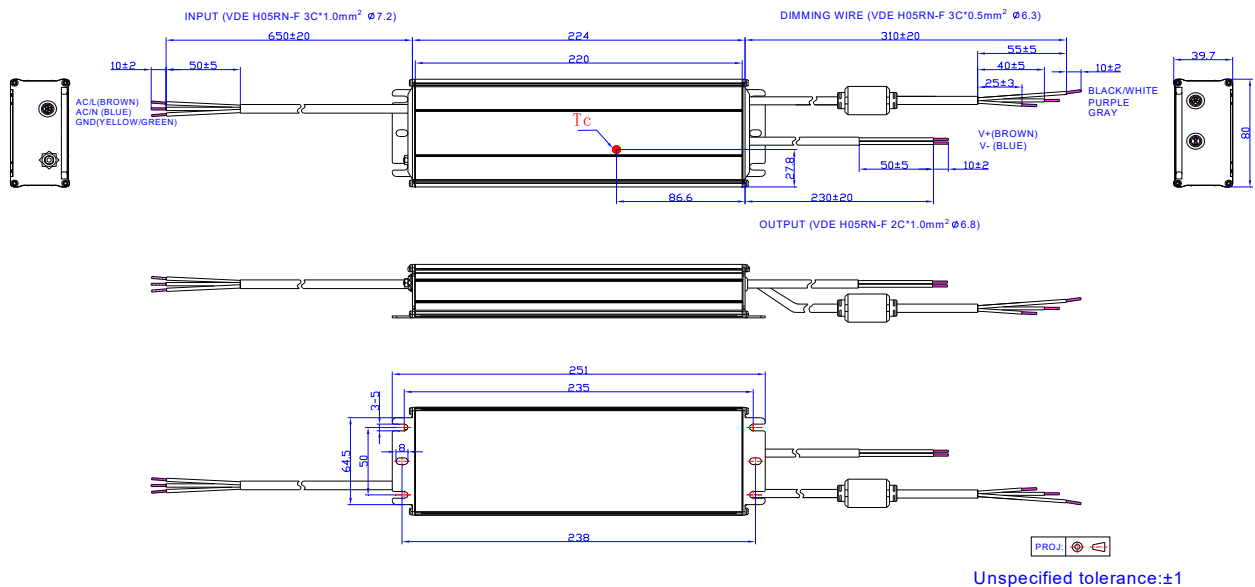


Note: The driver does not need to be powered on during the programming process.

- Please refer to [PRG-MUL2 \(Programmer\) datasheet](#) for details.

Mechanical Outline

EUK-320SxxxDV(TV)



Revision History

Change Date	Rev.	Description of Change		
		Item	From	To
2018-12-14	A	Datasheet Release	/	/
2019-02-14	B	Features	3 Timer Modes Dimmable (TV models)	Added
		Models	EUK-320SxxxTV	Added
		I-V Operation Area	EUK-320SxxxTV	Added
		Output Current Setting(IoSet) Range	EUK-320SxxxTV	Added
		Output Current Setting Range with Constant Power	EUK-320SxxxTV	Added
		No Load Output Voltage	EUK-320SxxxTV	Added
		Efficiency at 120 Vac input	EUK-320SxxxTV	Added
		Efficiency at 220 Vac input	EUK-320SxxxTV	Added
		Efficiency at 277 Vac input	EUK-320SxxxTV	Added
		Dimming Specifications	TV Models	Added
		Efficiency vs. Load	EUK-320SxxxTV	Added
Dimming	/	Updated		
2019-04-04	C	Features	/	Updated
		BIS	/	Added
		Independent Logo	/	Added
		Models	(5)	Added
		Safety &EMC Compliance	/	Updated
		Programming Connection Diagram	EUK-320SxxxDV(TV)-3000	Added
		Mechanical Outline	EUK-320SxxxDV(TV)-3000	Added
2019-12-02	D	KC / KCC Logo	/	Added
		EAC Logo	/	Added
		Global Mark Logo	/	Added
		Features	6kV line-line, 10kV line-earth	DM 6kV, CM 10kV
		Features	Waterproof (IP67)	IP67
		Models	Notes(2)	Updated
		Models	Notes(6)	Added
		Safety &EMC Compliance	CB	Added
		Safety &EMC Compliance	KC	Added

Revision History (Continued)

Change Date	Rev.	Description of Change		
		Item	From	To
2019-12-02	D	Safety &EMC Compliance	EAC	Added
		Safety &EMC Compliance	Global Mark	Added
		Safety &EMC Compliance	EN 55015/GB 17743 ⁽¹⁾	EN 55015/GB 17743/KN 15 ⁽¹⁾
		Safety &EMC Compliance	EN 61000-4-5	Updated
		RoHS Compliance	/	Updated
2021-07-22	E	Mechanical Outline	/	Updated
2024-03-12	F	Format	/	Updated
		TUV/global-mark logo	/	Deleted
		Safety &EMC Compliance	/	Updated
		Inrush Current Waveform	/	Updated
		Dimming	/	Updated
		Programming Connection Diagram	/	Updated
2024-05-11	G	PSE/EAC logo	/	Deleted
		Safety &EMC Compliance	/	Updated
2024-09-10	H	Product Photograph	/	Updated
		Models	Notes(7)	Added