

## Features

- High Efficiency (up to 90.5%)
- Constant Voltage Output
- No-Load Power < 0.5 W
- Input Surge Protection: DM 4kV, CM 6kV
- All-Around Protection: OCP, OVP, SCP, OTP
- IP67
- SELV Output
- 5 Years Warranty



## Description

The EBV-060SxxxSV series is a 60W, constant-voltage IP67 LED driver that operates from 176-305 Vac input with excellent power factor. It is created for many lighting applications including architectural, decorative and signage. The high efficiency of the driver and compact metal case enables them to run cooler, significantly improving reliability and extending product life. To ensure trouble-free operation, protection is provided against input surge, over current, output over voltage, short circuit, and over temperature.

## Models

Output Voltage	Input Voltage Range(1)	Output Current Range	Max. Output Power(2)	Typical Efficiency (3)	Typical Power Factor	Model Number(4)(5)
					220Vac	
12 V	176~305 Vac 190~250 Vdc	0 ~ 5.0 A	60 W	84.5%	0.96	EBV-060S012SV <sup>(6)</sup>
24 V	176~305 Vac 190~250 Vdc	0 ~ 2.5 A	60 W	88.5%	0.96	EBV-060S024SV
36 V	176~305 Vac 190~250 Vdc	0 ~ 1.7 A	60 W	89.5%	0.96	EBV-060S036SV
48 V	176~305 Vac 190~250 Vdc	0 ~ 1.3 A	60 W	90.5%	0.96	EBV-060S048SV

**Notes:** (1) CCC certified input voltage range: 220/230/240 Vac; other certified input voltage range except CCC: 200-240 Vac or 190-250Vdc (except KS and BIS).

(2) Operating input voltage range: 90-305Vac, and 90-176Vac is for safety operation (see below “Derating” curve for details)

(3) Measured at 100% load and 220Vac input (see below “General Specifications” for details).

(4) SELV output.

(5) For BIS models add suffix -3000.

(6) The model cannot meet EU Directive 2009/125/EC (ecodesign requirements for energy-related products), but it can be used in the exempt application scenarios listed in the Annex III of the ErP Directive such as the lighting applications including horticulture, UV-LED etc.

## Input Specifications

Parameter	Min.	Typ.	Max.	Notes
Input AC Voltage	176 Vac	-	305 Vac	
Input DC Voltage	190 Vdc	-	250 Vdc	

## Input Specifications (Continued)

Parameter	Min.	Typ.	Max.	Notes
Input Frequency	47 Hz	-	63 Hz	
Leakage Current	-	-	0.70 mA	IEC60598-1; 240Vac/60Hz
Input AC Current	-	-	0.36 A	Measured at 100% load and 220Vac input.
Inrush Current(I <sup>2</sup> t)	-	-	0.016 A <sup>2</sup> s	At 220Vac input, 25°C cold start, duration=112 μs, 10%I <sub>pk</sub> -10%I <sub>pk</sub> . See Inrush Current Waveform for the details.
PF	0.9	-	-	At 220-240Vac, 50-60Hz, 60%-100%load (36-60W)
THD	-	-	20%	
THD	-	-	12%	At 220-240Vac, 50-60Hz, 75%-100%load (45-60W)

## Output Specifications

Parameter	Min.	Typ.	Max.	Notes
Output Voltage Tolerance	-5%	-	5%	At 100% load condition
Total Output Voltage Ripple (pk-avg)				At 0% - 100% load condition. Measured by 20 MHz bandwidth oscilloscope and the output paralleled a 0.1 μF ceramic capacitor and a 47 μF electrolytic capacitor.
EBV-060S012SV	-	-	2.0 V	
EBV-060S024SV	-	-	2.0 V	
EBV-060S036SV	-	-	2.5 V	
EBV-060S048SV	-	-	2.5 V	
Startup Overshoot / Undershoot	-	-	5%V <sub>o</sub>	At 100% load condition
Line Regulation	-	-	±1%	Measured at 100% load
Load Regulation	-	-	±3%	
Turn-on Delay Time	-	-	0.75 s	Measured at 220Vac input, 60%-100%load
Load Dynamic Response	Output Deviation	-	8%V <sub>o</sub>	R/S: 1 A/μs Load: 25% ~ 100% load.
	Settling Time	-	10 ms	
Temperature Coefficient of V <sub>o</sub>	-	0.03%/°C	-	Case temperature = 0°C~T <sub>c</sub> max

## General Specifications

Parameter	Min.	Typ.	Max.	Notes
Efficiency at 220Vac input:				Measured at 100% load and steady-state temperature in 25°C ambient; (Efficiency will be about 2.0% lower if measured immediately after startup.)
EBV-060S012SV	82.5%	84.5%	-	
EBV-060S024SV	86.5%	88.5%	-	
EBV-060S036SV	87.5%	89.5%	-	
EBV-060S048SV	88.5%	90.5%	-	
MTBF	-	671,000 Hours	-	Measured at 220Vac input, 80%load and 25°C ambient temperature (MIL-HDBK-217F)

## General Specifications (Continued)

Parameter	Min.	Typ.	Max.	Notes
Lifetime	-	96,000 Hours	-	Measured at 220Vac input, 80%load and 70°C case temperature; See lifetime vs. Tc curve for the details
Operating Case Temperature for Safety Tc_s	-40°C	-	+90°C	
Operating Case Temperature for Warranty Tc_w	-40°C	-	+75°C	Case temperature for 5 years warranty. Humidity: 10% RH to 95% RH.
Storage Temperature	-40°C	-	+85°C	Humidity: 5%RH to 95%RH
Dimensions Inches (L x W x H) Millimeters ((L x W x H)	3.74 x 2.66 x 1.44 95 x 67.5 x 36.5			With mounting ear 4.57 x 2.66 x 1.44 116 x 67.5 x 36.5
Net Weight	-	520 g	-	

## Safety & EMC Compliance

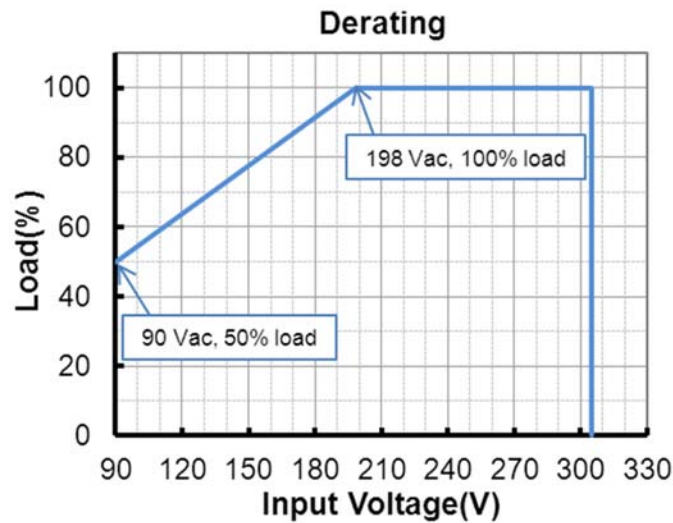
Safety Category	Standard
CE & ENEC	EN 61347-1, EN 61347-2-13
CB	IEC 61347-1, IEC 61347-2-13
CCC	GB 19510.1, GB 19510.14
BIS	IS 15885(PART2/SEC13)
KS	KS C 7655
EMI Standards	Notes
EN 55015/GB 17743/KN 15 <sup>(1)</sup>	Conducted emission Test & Radiated emission Test
EN 61000-3-2/GB 17625.1	Harmonic current emissions
EN 61000-3-3	Voltage fluctuations & flicker
EMS Standards	Notes
EN 61000-4-2	Electrostatic Discharge (ESD): 8 kV air discharge, 4 kV contact discharge
EN 61000-4-3	Radio-Frequency Electromagnetic Field Susceptibility Test-RS
EN 61000-4-4	Electrical Fast Transient / Burst-EFT
EN 61000-4-5	Surge Immunity Test: AC Power Line: Differential Mode 4 kV, Common Mode 6 kV
EN 61000-4-6	Conducted Radio Frequency Disturbances Test-CS
EN 61000-4-8	Power Frequency Magnetic Field Test
EN 61000-4-11	Voltage Dips

## Safety & EMC Compliance (Continued)

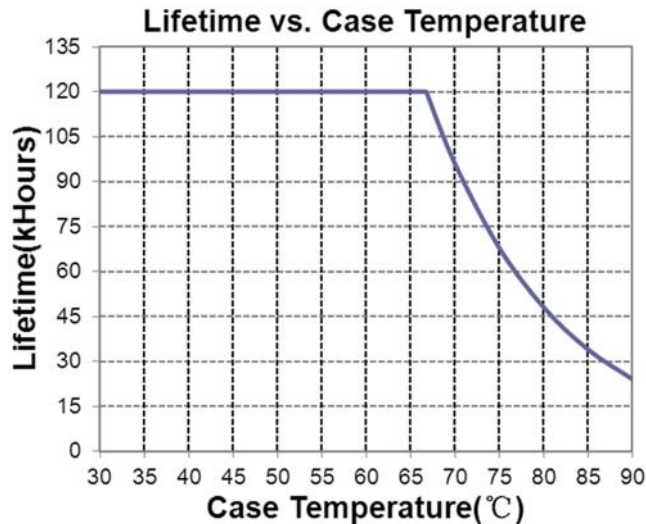
EMS Standards	Notes
EN 61547	Electromagnetic Immunity Requirements Applies To Lighting Equipment

**Note:** (1) This LED driver meets the EMI specifications above, but EMI performance of a luminaire that contains it depends also on the other devices connected to the driver and on the fixture itself.

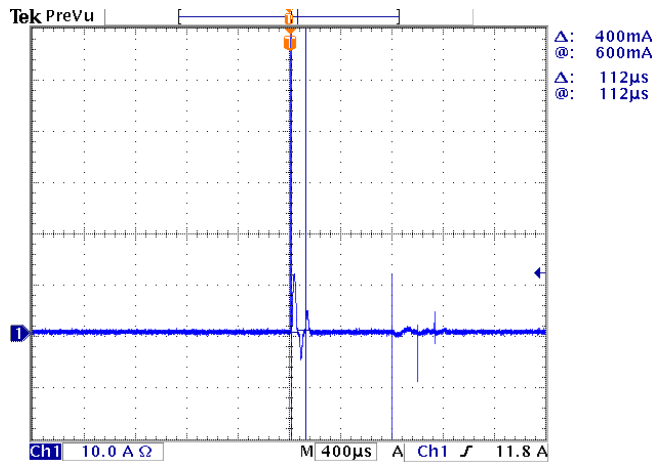
## Derating



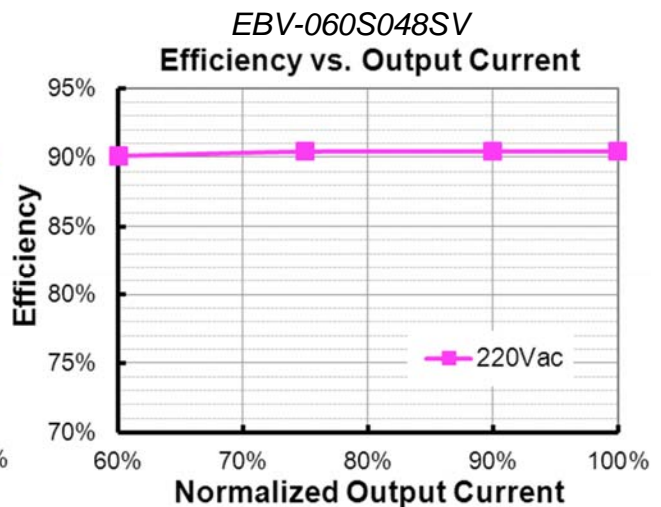
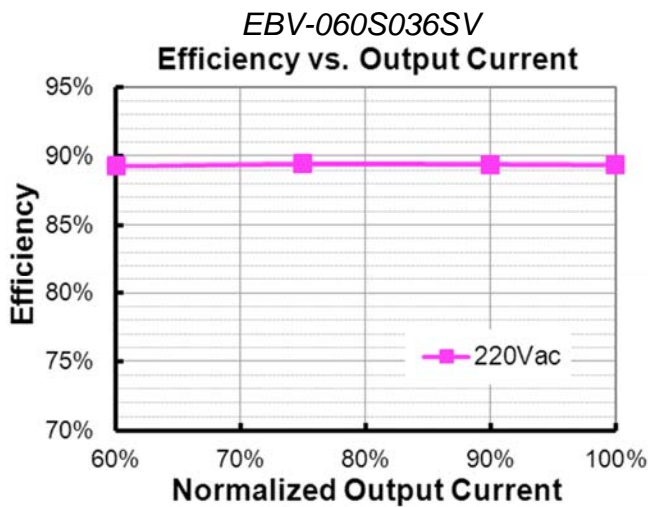
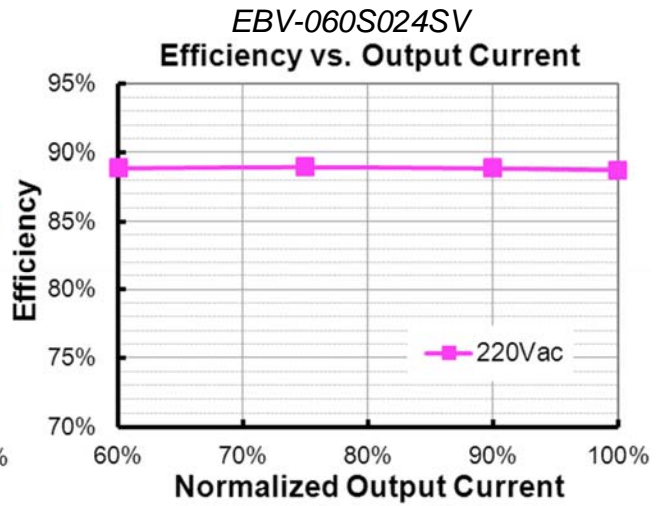
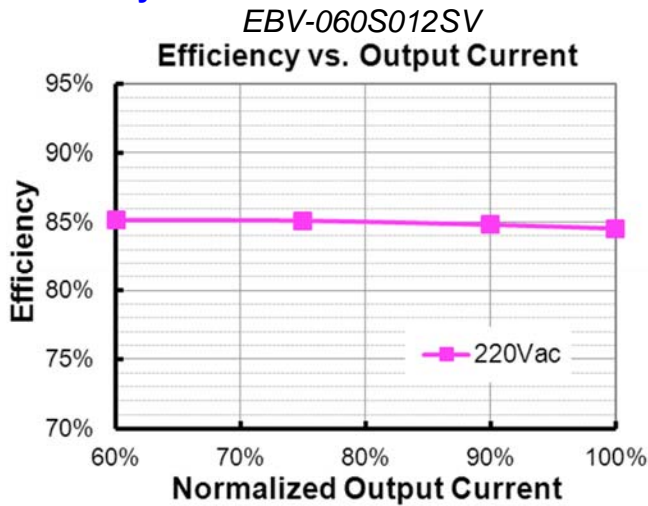
## Lifetime vs. Case Temperature



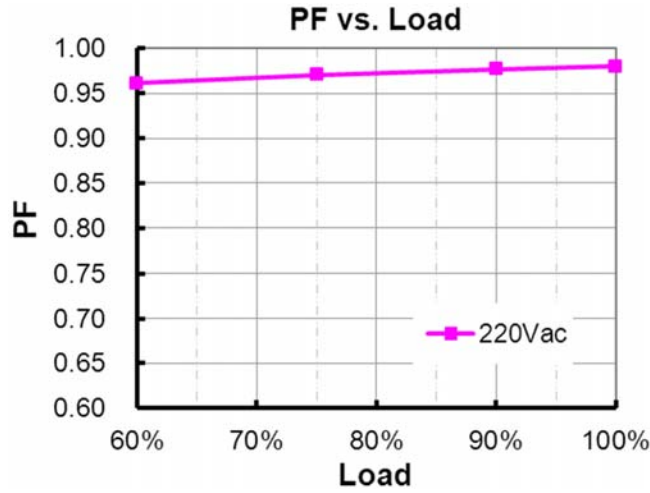
## Inrush Current Waveform



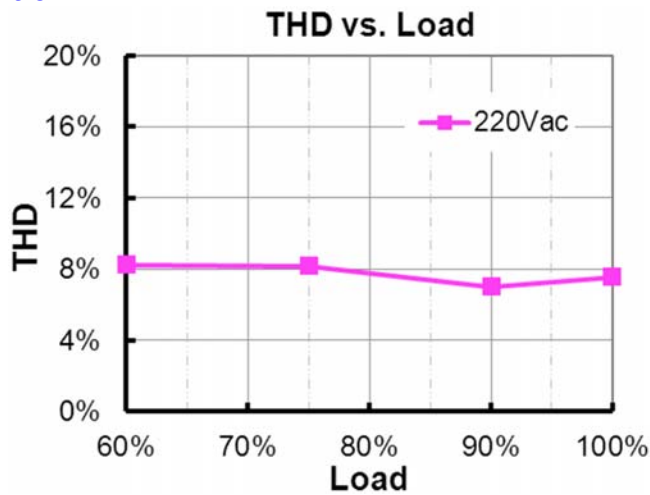
## Efficiency vs. Load



## Power Factor



## Total Harmonic Distortion

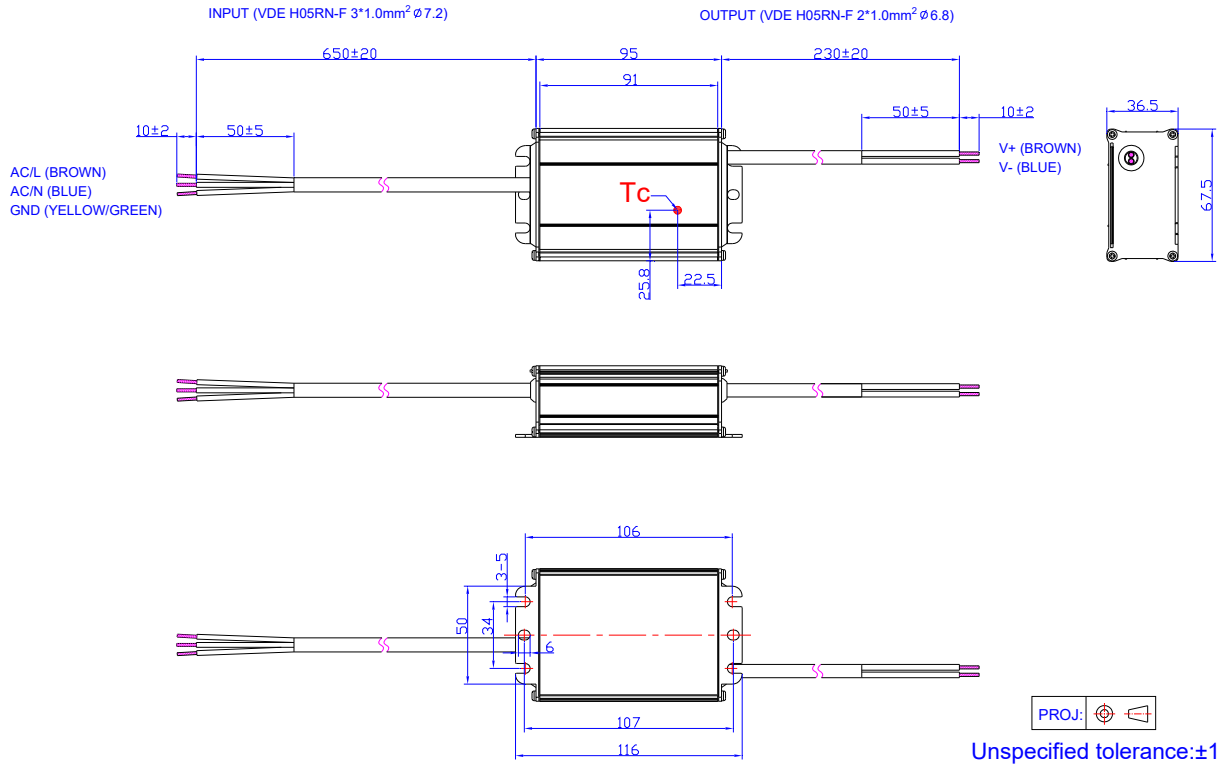


## Protection Functions

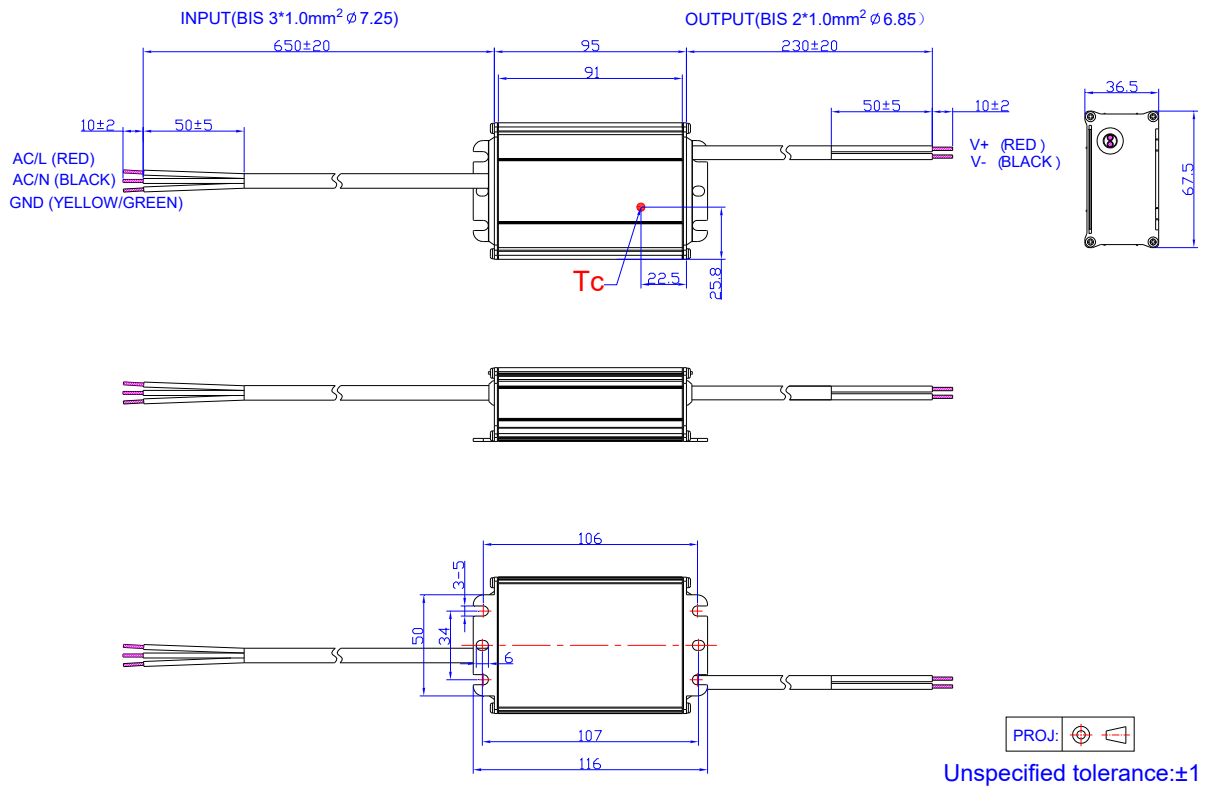
Parameter	Notes
Over Current Protection	Auto Recovery. The driver shall be self-recovery when the fault condition is removed.
Over Voltage Protection	Limits output voltage at no load and in case the normal voltage limit fails.
Short Circuit Protection	Auto Recovery. No damage will occur when any output is short circuited. The output shall return to normal when the fault condition is removed.
Over Temperature Protection	Auto Recovery. Returning to normal after over temperature is removed.

## Mechanical Outline

### EBV-060SxxxSV



### EBV-060SxxxSV-3000





## RoHS Compliance

Our products comply with reference to RoHS Directive (EU) 2015/863 amending 2011/65/EU, calling for the elimination of lead and other hazardous substances from electronic products.



## Revision History

Change Date	Rev.	Description of Change		
		Item	From	To
2018-07-18	A	Datasheet Release	/	/
2018-12-06	A	Features	High Efficiency (up to 88.5%)	High Efficiency (up to 90.5%)
		Product image	/	Updated
		ENEC certificate	/	Added
		CB certificate	/	Added
		BIS certificate	/	Added
		Models	EBV-060S012SV EBV-060S036SV EBV-060S048SV	Added
		Note of Models	(1) Certified input Voltage range: 200-240Vac or 190-250Vdc (except CCC, KS and BIS).	(1) CCC certified input voltage range: 220/230/240 Vac; other certified input voltage range except CCC: 200-240Vac or 190-250Vdc (except KS and BIS).
	B	Note of Models	(5) For BIS models add suffix -3000.	Added
		Input AC Current	0.32 A	0.36 A
		Total Output Voltage Ripple(pk-avg)	EBV-060S012SV EBV-060S036SV EBV-060S048SV	Added
		Efficiency at 220Vac input:	EBV-060S012SV EBV-060S036SV EBV-060S048SV	Added
		MTBF	1,145,000Hours	671,000Hours
		Lifetime	91,000 Hours at T <sub>c</sub> =75°C	96,000 Hours at T <sub>c</sub> =70°C
C	C	Safety & EMC Compliance	/	Updated
		Lifetime vs. Case Temperature	/	Updated
		Efficiency vs. Load	EBV-060S012SV EBV-060S036SV EBV-060S048SV	Added
		Power Factor curve	/	Updated
		Total Harmonic Distortion curve	/	Updated
		2022-01-15	C	KCC logo
Features	/	Updated		
Models	/	Updated		

## Revision History (Continued)

Change Date	Rev.	Description of Change		
		Item	From	To
2022-01-15	C	Safety & EMC Compliance	/	Updated
		Mechanical Outline	/	Updated
		RoHS Compliance	/	Updated