

inventronics

# LED DRIVER

## PRODUCT CATALOG



Building a Brighter Future

**inventronics**

## About Inventronics

Company Profile	01
-----------------	----

## Product Presentation

Product Overview	03
------------------	----

Part Number Scheme	04
--------------------	----

### 90-305Vac

EUM-SV — Non-Dimming, Adjustable Output Current	05
---	----

EUM-Dx — 1-10V, Programmable Output Current	07
---	----

EUM-Mx/MGS — 0-10V, 12V Aux, Panel Mount Connectors	09
---	----

EUM-Lx — Built for Smart Lighting, 0-10V, 12V Aux, NFC	11
--	----

EUM-Ex — Enhanced DALI-2 Driver	13
---------------------------------	----

EUM-Bx — D4i Driver, 24V Aux, NFC	15
-----------------------------------	----

SUM — 0-10V, Slim Form Factor with Ultra High Efficiency	17
--	----

SUM-MGS/MGR — 0-10V, Panel Mount and RJ Connectors	19
--	----

EUM-DE — 1-10V, IP66/67, Suitable for Class I/II Luminaires	21
---	----

EAM-SB/DB — Non-Dimming, 440V IOVP, Adjustable Output Current	23
---	----

EUW — 0-10V, 2-Channel, Adjustable Intensity & CCT Stepless	24
---	----

EUC-M — 1-10V, Low THD, IUVP and IOVP	25
---------------------------------------	----

<b>NEW</b> EUC-Hx — 1(0)-10V, Programmable Output Current	27
---	----

EUD — 0-10V/DALI, 12V Aux, Adjustable Output Current	29
--	----

EUD-L — 0-10V, 12V Aux, Lifetime > 100K Hrs@Tc=85°C	31
---	----

EUV — CV SELV Output with IP67	33
--------------------------------	----

LUV — CV No Flicker, Built for Class II Application	35
---	----

EUR — 0-10V, Reliable Driver for High Bay	37
---	----

LUN — 1-10V, NFC, IP54, Built-in Application	39
--	----

EUM-1K0T — 0-10V, 3 Independent Channels Output	40
---	----

### 249-528Vac

ESM-Dx — High Input, 1-10V, Programmable Output Current	41
---	----

ESM-Mx/MGS — High Input, 0-10V, 12V Aux, Panel Mount Connectors	43
ESM-Lx/Bx — High Input, 0-10V/D4i, Built for Smart Lighting	45
ESM-1K0D/1K2T — High Input, 0-10V, 2/3 Independent Channel Output	47
SSM — High Input, 0-10V, Slim Form Factor	49
SSM-MGS/MGR — High Input, 0-10V, Panel Mount Connectors and RJ Connectors	51
ESD — High Input, 0-10V, 12V Aux, Adjustable Output Current	53
<b>NEW</b> NSM-Gx/Mx — 0-10V & D4i & DMX-RDM, 12V Aux, Non-Isolated	55
<b>NEW</b> NSS-BC — Premium Driver for Sports Lighting, D4i & DMX-RDM	57
<b>176-305Vac</b>	
EBS — 1-10V/D4i, Suitable for Class I/II Luminaires	59
EBM-Mx — 0-10V, 12V Aux	61
EBV — CV with IP67 and High Surge Protection	63
EBV-F — CV with IP67, Slim Form Factor	65
<b>140-305Vac</b>	
EDC-SV/SV2 — Non-Dimming, 440V IOVP, Adjustable Output Current (SV2)	66
<b>180-457Vac</b>	
NEL — 0-10V, 12V Aux, Non-Isolated, Slim Form Factor	67
<b>180-528Vac</b>	
<b>NEW</b> NFM-Gx/Mx — 0-10V & D4i & DMX-RDM, 12V Aux, Non-Isolated	69
<b>NEW</b> NFS-BC — Premium Driver for Sports Lighting, D4i & DMX-RDM	71
<b>312-528Vac</b>	
NTL — 0-10V, 12V Aux, Non-Isolated, Slim Form Factor	73
<b>198-457Vac</b>	
NES-1K8 — Premium Driver for Sports Lighting, D4i & DMX-RDM	75
<b>Others</b>	
Intelligent Products	77
Surge Protection Devices	78

**NEW** : New Product  
CV : Constant-Voltage



For More Information  
[www.inventronicsglobal.com](http://www.inventronicsglobal.com)

Inventronics reserves the right to modify the product spec. described in this manual, without prior notice. Before ordering, please contact our sales for the latest spec.





- ★ HQ-Hangzhou, China
- 🏠 Warehouses
- 🏭 Manufacturing Facilities
- 🧠 R&D Centers

## About Inventronics

Established in 2007, Inventronics is a premier worldwide producer of an extensive range of lighting products, including LED drivers, sensors, control systems, and LED modules. Our cutting-edge, reliable, and durable solutions are designed to meet all major international safety and performance standards. Our design teams, situated at our main office in Hangzhou, China, as well as regional hubs in Garching, Germany, Treviso, Italy, Delhi, India, and Shenzhen, China concentrate on developing low, mid, and high-power drivers, network control systems, and accessory products. Manufacturing is carried out at our cutting-edge Science and Technology Park in Tonglu, China, along with additional facilities in Mexico, Italy, and India. We welcome you to tour our factories and experience our unwavering commitment to quality firsthand.

Our mission is to provide superior products, exceptional technical support, and outstanding customer service to our clients. We also strive to generate value for our customers by working to enhance and prolong the return on investment for solid-state lighting systems.

Inventronics' exclusive focus on LED drivers and lighting components empowers us to stay at the forefront of emerging technologies, laying the foundation for the upcoming generation of LED lighting solutions. Our areas of expertise encompass a committed R&D team of numerous professionals, an array of patents, and a diverse product portfolio tailored to various applications. We offer customized solutions for our clients, operate several safety labs to accelerate product launches, and adhere to outstanding product development and design qualification processes. Our internal manufacturing capabilities feature a substantial monthly production capacity, while we also perform thorough product testing and continuous reliability evaluations to guarantee the highest quality standards.



## Global Presence

Inventronics is a global organization with a headquarters in China and additional offices across the world. Our strategically located warehouses, combined with our extensive global partner network, enable us to efficiently serve customers worldwide.

## Technical Support

Inventronics boasts a dedicated in-house technical support team and customer service team to address any questions or concerns you may have. In addition, our regional lighting representatives are available for in-person consultations.

## Global Partners

Inventronics is dedicated to forging partnerships that enable us to create exceptional products for our clients. Our customer-centric approach drives us to develop reliable, user-friendly, and easily installable and upgradeable products. By offering industry-tailored solutions designed to excel in key market applications and focusing on specific industry needs and capabilities, we deliver the utmost value. Our drivers have been successfully implemented in numerous iconic landmarks across the globe.

We invite you to explore our comprehensive product portfolio and get in touch with us today.

**Outdoor LED Drivers**

<b>Constant-Power</b>	Non-Dimming, Adjustable Output Current	EUM-SV	P05
	1-10V, Programmable Output Current	EUM-Dx	P07
	0-10V, 12V Aux, Panel Mount Connectors	EUM-Mx/MGS	P09
	Built for Smart Lighting, 0-10V, 12V Aux, NFC	EUM-Lx	P11
	Enhanced DALI-2 Driver	EUM-Ex	P13
	D4i Driver, 24V Aux, NFC	EUM-Bx	P15
	0-10V, Slim Form Factor with Ultra High Efficiency	SUM	P17
	0-10V, Panel Mount and RJ Connectors	SUM-MGS/MGR	P19
	1-10V, IP66/67, Suitable for Class I/II Luminaires	EUM-DE	P21
	Non-Dimming, 440V IOVP, Adjustable Output Current	EAM-SB/DB	P23
	0-10V, 2-Channel, Adjustable Intensity & CCT Stepless	EUW	P24
	1(0)-10V, Programmable Output Current	EUC-Hx	P27
	0-10V/DALI, 12V Aux, Adjustable Output Current	EUD	P29
	0-10V, 12V Aux, Lifetime > 100K Hrs @ Tc = 85°C	EUD-L	P31
	High Input, 1-10V, Programmable Output Current	EUM-1K0T	P40
	0-10V, 3 Independent Channels Output	ESM-Dx	P41
	High Input, 0-10V, 12V Aux, Panel Mount Connectors	ESM-Mx/MGS	P43
	High Input, 0-10V/D4i, Built for Smart Lighting	ESM-Lx/Bx	P45
	High Input, 0-10V, 2/3 Independent Channel Output	ESM-1K0D/1K2T	P47
	High Input, 0-10V, Slim Form Factor	SSM	P49
	High Input, 0-10V, Panel Mount Connectors and RJ Connectors	SSM-MGS/MGR	P51
	High Input, 0-10V, 12V Aux, Adjustable Output Current	ESD	P53
	0-10V&D4i&DMX-RDM, 12V Aux, Non-Isolated	NSM-Gx/Mx	P55
	Premium Driver for Sports Lighting, D4i & DMX-RDM	NSS-BC	P57
	1-10V/D4i, Suitable for Class I/II Luminaires	EBS	P59
	0-10V, 12V Aux	EBM-Mx	P61
	0-10V, 12V Aux, Non-Isolated, Slim Form Factor	NEL	P67
	0-10V&D4i&DMX-RDM, 12V Aux, Non-Isolated	NFM-Gx/Mx	P69
	Premium Driver for Sports Lighting, D4i & DMX-RDM	NFS-BC	P71
	0-10V, 12V Aux, Non-Isolated, Slim Form Factor	NTL	P73
Premium Driver for Sports Lighting, D4i & DMX-RDM	NES-1K8	P75	

<b>Constant-Current</b>	1-10V, Low THD, IUVP and IOVP	EUC-M	P25
	Non-Dimming, 440V IOVP	EDC-SV/SV2	P66

<b>Constant-Voltage</b>	CV SELV Output with IP67	EUV	P33
	CV No Flicker, Built for Class II Application	LUV	P35
	CV with IP67 and High Surge Protection	EBV	P63
	CV with IP67, Slim Form Factor	EBV-F	P65

**Indoor LED Drivers**

<b>Constant-Power</b>	Circular	EUR	P37
	NFC	LUN	P39

**Accessories**

<b>Intelligent Controllers</b>	DMX-RDM/DALI-2 Stadium/Stage Lighting Management Solution	CNV-DMXR2	P77
		CNV-DALI2	P77
	Synapse Networks Integrating Wireless Control	CNV-SNAP-AN0	P77
		CNV-SNAP-DD2	P77
<b>Surge Protection Devices</b>	PU-20KS10KHT	P78	
	PS-20KS10KHT	P78	
	PU-20Kx10KTxx	P78	
	PU-10Kx05KBxA	P78	
<b>Programming Tools</b>	PRG-NFC-D2	P77	
	PRG-NFC-H	P77	
	PRG-MUL2	P77	
	PRG-CASE2	P77	

**E U M - 680 S 560 M G S**

**Series 1 Alpha Character**

- E Outdoor LED Drivers
- L Indoor LED Drivers
- S Slim LED Drivers
- N Non-isolated LED Driver

**Input Range 1 Alpha Character**

- A 90-305Vac with 440Vac IOVP
- B 176-305Vac
- D 140-305Vac
- E 198-457Vac (NEL:180-457Vac)
- F 180-528Vac
- M 198-264Vac
- N 342-457Vac
- S 249-528Vac
- T 312-528Vac
- U 90-305Vac

**Type 1 Alpha Character**

- C Constant-Current Output
- D Adjustable Output Current with Digital Interface
- M Multiple Variances with AOC Function
- N Adjustable Output Current with NFC
- R Round Shape Design with AOC Function
- S Case with Push Terminals
- T Adjustable Output Current with Resistor
- V Constant-Voltage Output
- W Tunable White
- L Slim Driver

**Output Power 3 Numeric Characters**

- 1K2 1200W
- 680 680W
- 075 75W

**No. of Outputs 1 Alpha Character**

- D Dual
- S Single
- T Triple

**Output Voltage/Current 3 Numeric Characters**

- |     |      |     |          |
|-----|------|-----|----------|
| 560 | 560V | 12A | 12-12.9A |
| 200 | 200V | 999 | 9.99A    |
| 050 | 50V  | 140 | 1400mA   |
| 025 | 25V  | 105 | 1050mA   |
| 2V5 | 2.5V | 070 | 700mA    |
|     |      | 035 | 350mA    |

**Case & Application Feature 1 Alpha Character**

- 1 First Generation for Indoor/Outdoor Products
- 2 Second Generation Products
- A Second Generation for Outdoor Products
- F Outdoor/Indoor Long and Slim Metal Case
- L Outdoor/Indoor Long Lifetime
- M Outdoor/Indoor Metal Case (Normal Rectangle)
- S Outdoor/Indoor With Panel Mount Connector
- R Outdoor/Indoor with Rotary Switch

**Input Cable Indicator 1 Alpha Character**

- B Standard, 3 Pin, BIS
- C Connecting Box
- E Standard, 3 Pin, Class I/II
- F Standard, 3Pin, Flying Leads
- G Standard, 3 Pin, Global
- P Terminals
- T Standard, 3 Pin, UL
- V Standard, 3 Pin, VDE

**Options & Modes 1 Alpha Character**

- B N-in-1 DALI (with PWM/AC Dim/Push Dimming/Timer)
- D 0(1)-10V with or without 0(1)-5V/PWM(10V PWM)/Timer
- H 0-10V with Dim-to-Low-Voltage
- L AC Power Monitoring and 0-10V/PWM/Timer with Dim-to-Off
- M 0-10V/PWM/Timer with Dim-to-Off
- S Non-Dimming Control
- G DMX512



### Inventronics Advantages

- High Efficiency (Up to 94.5%)
- Full Power at Wide Output Current Range (Constant Power)
- Input Voltage Range: 90 ~ 305Vac
- Adjustable Output Current (AOC) with Potentiometer
- Non-dimming Control
- Input Surge Protection: DM 4kV, CM 6kV
- All-Around Protection: OVP, SCP, OTP
- IP66/IP67
- 5-Year Warranty

### About EUM-SV

Inventronics EUM-SV series provides a universal input range with high efficiency, and adjustable output current. In addition to IP 66/67 the product has OVP, SCP, and OTP protection.

Ultra-long lifetime reduces maintenance and promotes cost-effectiveness.

### Safety Certifications



### Power Levels

50W 75W 100W 150W 200W 240W 320W

Output Power (W)	Model No.	Full-power Current Range(mA)	Output Voltage Range (Vdc)	Eff.@ 220Vac	Lifetime (hours)	Dimensions (LxWxH)(mm)
50	EUM-050S090SV	550 ~ 900	28 ~ 91	89.5%	120,000 Tc=70°C	112(95) x 64 x 36.5
	EUM-050S165SV	920 ~ 1650	17 ~ 54	88.0%		
75	EUM-075S105SV	700 ~ 1050	36 ~ 107	90.0%	105,000 Tc=70°C	142(125) x 60 x 36.5
	EUM-075S150SV	1050 ~ 1500	25 ~ 72	90.0%		
	EUM-075S210SV	1400 ~ 2100	18 ~ 54	89.5%		
100	EUM-100S105SV	700 ~ 1050	48 ~ 143	92.0%	114,000 Tc=70°C	148(131) x 60 x 36.5
	EUM-100S150SV	1050 ~ 1500	34 ~ 95	92.0%		
	EUM-100S280SV	1750 ~ 2800	17 ~ 54	90.5%		
150	EUM-150S105SV	700 ~ 1050	72 ~ 214	92.0%	100,000 Tc=70°C	178(161) x 60 x 36.5
	EUM-150S150SV	1050 ~ 1500	50 ~ 143	92.5%		
	EUM-150S210SV	1400 ~ 2100	36 ~ 107	92.0%		
	EUM-150S420SV	2800 ~ 4200	18 ~ 54	91.0%		
200	EUM-200S105SV	700 ~ 1050	95 ~ 286	94.0%	120,000 Tc=70°C	188(171) x 60 x 36.5
	EUM-200S150SV	1050 ~ 1500	67 ~ 190	94.0%		
	EUM-200S280SV	1800 ~ 2800	36 ~ 111	93.0%		
	EUM-200S560SV	3500 ~ 5600	18 ~ 57	92.5%		
240	EUM-240S105SV	700 ~ 1050	115 ~ 343	94.5%	100,000 Tc=70°C	218(201) x 60 x 38.5
	EUM-240S150SV	1050 ~ 1500	80 ~ 229	94.0%		
	EUM-240S350SV	2150 ~ 3500	35 ~ 111	93.0%		
	EUM-240S670SV	4200 ~ 6700	18 ~ 57	92.5%		
320	EUM-320S105SV	700 ~ 1050	153 ~ 457	94.5%	111,000 Tc=70°C	243(224) x 80 x 44.5
	EUM-320S150SV	1050 ~ 1500	107 ~ 305	94.5%		
	EUM-320S250SV	1750 ~ 2500	64 ~ 183	94.0%		
	EUM-320S500SV	2850 ~ 5000	32 ~ 112	93.0%		
	EUM-320S760SV	5350 ~ 7600	21 ~ 60	93.0%		





### Inventronics Advantages

- High Efficiency (Up to 94.0%)
- Full Power at Wide Output Current Range (Constant Power)
- Adjustable Output Current (AOC) with Programmability
- Input Voltage Range: 90 ~ 305Vac
- Compact Metal Case with Excellent Thermal Performance
- Output Lumen Compensation
- Input Surge Protection Up to: DM 6kV, CM 10kV
- All-Around Protection: OVP, SCP, OTP
- IP66 / IP67 and UL Dry / Damp / Wet Location
- SELV Output Models Available
- TYPE HL, for Use in a Class I, Division 2 Hazardous (Classified) Location
- 5-Year Warranty

### About EUM-Dx

Inventronics EUM-Dx series provides a next-generation platform offering an enhanced transformer design, optimized components that provide lower costs without sacrificing quality or performance and a new design methodology. They also utilize a new global cable suitable for worldwide use to help OEMs reduce inventory SKUs.

### Dimming Functions

Isolated 1-5V / 1-10V / 10V PWM / 3-Timer-Modes

### Safety Certifications



### Power Levels

30W 50W 75W 100W 150W 200W 240W 320W

① : x=G are UL Recognized, ENEC and CCC, etc. models; x=T are UL Class P models; x=B are BIS models.

Output Power (W)	Model No.	Full-power Current Range(mA)	Output Voltage Range (Vdc)	Eff.@ 220Vac	Lifetime (hours)	Dimensions (LxWxH)(mm)
30	EUM-030S050Dx	300 ~ 500	30 ~ 100	88.0%	120,000 Tc= 70°C	112(95) × 64 × 36.5
	EUM-030S105Dx ★	550 ~ 1050	17 ~ 54	87.0%		
50	EUM-050S053Dx	300 ~ 530	47 ~ 167	90.5%	103,000 Tc= 70°C	112(95) × 64 × 36.5
	EUM-050S090Dx	550 ~ 900	28 ~ 91	89.0%		
	EUM-050S150Dx ★	920 ~ 1500	17 ~ 54	88.0%		
75	EUM-075S053Dx	300 ~ 530	70 ~ 250	92.0%	100,000 Tc= 70°C	142(125) × 60 × 36.5
	EUM-075S105Dx	700 ~ 1050	36 ~ 107	90.5%		
	EUM-075S150Dx	1050 ~ 1500	25 ~ 72	90.5%		
	EUM-075S210Dx ★	1400 ~ 2100	18 ~ 54	89.5%		
100	EUM-100S053Dx	350 ~ 530	94 ~ 286	94.0%	114,000 Tc= 70°C	148(131) × 60 × 36.5
	EUM-100S105Dx	700 ~ 1050	48 ~ 143	93.0%		
	EUM-100S150Dx	1050 ~ 1500	34 ~ 95	93.0%		
	EUM-100S280Dx ★	1750 ~ 2800	17 ~ 54	92.0%		
150	EUM-150S070Dx	530 ~ 700	107 ~ 284	93.5%	106,000 Tc= 70°C	178(161) × 60 × 36.5
	EUM-150S105Dx	700 ~ 1050	72 ~ 214	93.0%		
	EUM-150S150Dx	1050 ~ 1500	50 ~ 143	93.5%		
	EUM-150S210Dx	1400 ~ 2100	36 ~ 107	92.0%		
	EUM-150S420Dx	2800 ~ 4200	18 ~ 54	91.5%		
200	EUM-200S070Dx	530 ~ 700	142 ~ 378	94.0%	100,000 Tc= 70°C	188(171) × 60 × 36.5
	EUM-200S105Dx	700 ~ 1050	95 ~ 286	93.5%		
	EUM-200S150Dx	1050 ~ 1500	67 ~ 190	93.0%		
	EUM-200S280Dx	1800 ~ 2800	36 ~ 111	92.5%		
	EUM-200S560Dx	3500 ~ 5600	18 ~ 57	92.0%		
240	EUM-240S070Dx	530 ~ 700	171 ~ 453	94.0%	100,000 Tc= 70°C	218(201) × 60 × 38.5
	EUM-240S105Dx	700 ~ 1050	115 ~ 343	94.0%		
	EUM-240S150Dx	1050 ~ 1500	80 ~ 229	93.5%		
	EUM-240S350Dx	2150 ~ 3500	35 ~ 111	93.0%		
	EUM-240S670Dx	4200 ~ 6700	18 ~ 57	92.5%		
320	EUM-320S105Dx	700 ~ 1050	153 ~ 457	94.0%	111,000 Tc= 70°C	243(224) × 80 × 44.5
	EUM-320S150Dx	1050 ~ 1500	107 ~ 305	94.0%		
	EUM-320S250Dx	1750 ~ 2500	64 ~ 183	94.0%		
	EUM-320S500Dx	2850 ~ 5000	32 ~ 112	93.0%		
	EUM-320S760Dx	5350 ~ 7600	21 ~ 60	93.0%		

★ : Class 2 Model





# EUM-Mx<sup>®</sup>/MGS

## Common Advantages

- High Efficiency (Up to 96.0%)
- Full Power at Wide Output Current Range (Constant Power)
- Adjustable Output Current (AOC) with Programmability
- Input Voltage Range: 90 ~ 305Vac
- Always-on Auxiliary Power: 12Vdc, 250mA, 3W (Transient Peak Power up to 10W)
- Output Lumen Compensation
- End-of-Life Indicator
- Input Surge Protection: DM 6kV, CM 10kV
- All-Around Protection: IUVP, IOVP, OVP, SCP, OTP
- IP66 / IP67 and UL Dry / Damp / Wet Location
- TYPE HL, for Use in a Class I, Division 2 Hazardous (Classified) Location
- 5-Year Warranty

## Dimming Functions

- Isolated 0-10V / PWM / 3-Timer-Modes Dimmable
- INV Digital Dimming, UART Based Communication Protocol
- Dim-to-Off with Standby Power ≤ 0.5 W

## Safety Certifications



## Power Levels

75W 100W 150W 200W 240W 320W 480W 680W 880W

## EUM-MGS Version Features

- Panel Mount Connectors Facilitate Installation
- Brackets Accommodate Variety of Hanging Applications

## About EUM-Mx

The EUM-Mx series offers full power at a wide output current range and supply Controls-Ready features such as Dim-to-Off and an Always-On Auxiliary Power of 12Vdc, 250mA with a transient peak up to 10W to better power occupancy and daylight sensors. This provides a cost-optimized solution by removing the need for additional power packs and AC Relays. They offer a reliable performance with a high level of built-in surge protection and added Input Over Voltage (IOV) and Input Under Voltage (IUV) protection to help against poor power quality supplies to the LED driver. The MG series provides a global cable to reduce inventory SKUs, the MT Series are UL Class P recognized and the MB series are BIS certified to offer a solution for a wide range of applications and regions.

## About EUM-MGS

The EUM-MGS provides the added convenience of the panel mount connection with brackets for easier installation. They provide design flexibility with full power at a wide output current range. Their Controls-Ready features such as Dim-to-Off and an Always-On Auxiliary Power of 12Vdc, 250mA with a transient peak up to 10W to better power occupancy and daylight sensors.

Output Power (W)	Model No.	Full-power Current Range(mA)	Output Voltage Range (Vdc)	Eff.@ 220Vac	Lifetime (hours)	Dimensions (LxWxH)(mm)
75	EUM-075S105Mx	700 ~ 1050	36 ~ 107	90.5%	101,000 Tc= 70°C	142(125) x 67.5 x 36.5
	EUM-075S150Mx	1050 ~ 1500	25 ~ 72	89.5%		
	EUM-075S210Mx ★	1400 ~ 2100	18 ~ 54	89.0%		
100	EUM-100S105Mx	700 ~ 1050	48 ~ 143	92.5%	112,000 Tc= 70°C	148(131) x 67.5 x 36.5
	EUM-100S150Mx	1050 ~ 1500	34 ~ 95	92.5%		
	EUM-100S280Mx ★	1750 ~ 2800	17 ~ 54	91.0%		
150	EUM-150S105Mx	700 ~ 1050	72 ~ 214	93.5%	104,000 Tc= 70°C	178(161) x 67.5 x 36.5
	EUM-150S150Mx	1050 ~ 1500	50 ~ 143	93.0%		
	EUM-150S210Mx	1400 ~ 2100	36 ~ 107	92.5%		
	EUM-150S420Mx	2800 ~ 4200	18 ~ 54	91.5%		
200	EUM-200S105Mx	700 ~ 1050	95 ~ 286	93.5%	102,000 Tc= 70°C	188(171) x 67.5 x 36.5
	EUM-200S150Mx	1050 ~ 1500	67 ~ 190	93.5%		
	EUM-200S280Mx	1800 ~ 2800	36 ~ 111	93.0%		
	EUM-200S560Mx	3500 ~ 5600	18 ~ 57	92.0%		
240	EUM-240S105Mx	700 ~ 1050	115 ~ 343	94.0%	101,000 Tc= 70°C	218(201) x 67.5 x 38.5
	EUM-240S150Mx	1050 ~ 1500	80 ~ 229	93.5%		
	EUM-240S350Mx	2150 ~ 3500	35 ~ 111	93.0%		
	EUM-240S670Mx	4200 ~ 6700	18 ~ 57	92.5%		
320	EUM-320S105Mx	700 ~ 1050	153 ~ 457	94.5%	112,000 Tc= 70°C	243(224) x 80 x 44.5
	EUM-320S150Mx	1050 ~ 1500	107 ~ 305	94.0%		
	EUM-320S250Mx	1750 ~ 2500	64 ~ 183	94.0%		
	EUM-320S500Mx	2850 ~ 5000	32 ~ 112	93.5%		
	EUM-320S760Mx	5350 ~ 7600	21 ~ 60	92.5%		
480	EUM-480S140Mx	1050 ~ 1400	171 ~ 457	94.5%	102,000 Tc=70°C	262(243) x 90 x 43.5
	EUM-480S280Mx	2100 ~ 2800	86 ~ 228	94.0%		
	EUM-480S420Mx	3150 ~ 4200	57 ~ 152	94.0%		
	EUM-480S560Mx	4350 ~ 5600	43 ~ 110	94.0%		
	EUM-480S10AMx	8600 ~ 10000	24 ~ 56	94.0%		
680	EUM-680S170Mx/MGS	1250 ~ 1700	200 ~ 544	95.5%	107,000 Tc=70°C	Mx: 275(250)x135 x 46 MGS: 300(275) x 151 x 46
	EUM-680S240Mx/MGS	1800 ~ 2400	141.5 ~ 378	94.5%		
	EUM-680S350Mx/MGS	2600 ~ 3500	97.1 ~ 262	95.0%		
	EUM-680S560Mx/MGS	4200 ~ 5600	60.7 ~ 163	94.5%		
	EUM-680S840Mx/MGS	6300 ~ 8400	40.4 ~ 108	95.0%		
	EUM-680S15AMx/MGS	12600 ~ 15000	22.6 ~ 54	95.5%		
880	EUM-880S280Mx/MGS	1950 ~ 2800	157 ~ 452	95.0%	105,000 Tc= 70°C	Mx: 275(250)x144 x 48.5 MGS: 300(275) x 160 x 48.5
	EUM-880S420Mx/MGS	3000 ~ 4200	104 ~ 294	95.5%		
	EUM-880S700Mx/MGS	4900 ~ 7000	63 ~ 180	96.0%		
	EUM-880S11AMx/MGS	8000 ~ 11500	38 ~ 110	95.5%		
	EUM-880S20AMx/MGS	16300 ~ 20000	22 ~ 54	95.5%		

★ : Class 2 Model



### Inventronics Advantages

- High Efficiency (Up to 94.5%)
- Full Power at Wide Output Current Range (Constant Power)
- Adjustable Output Current (AOC) with NFC
- Input Voltage Range: 90 ~ 305Vac
- Always-on Auxiliary Power: 12Vdc, 250mA, 3W (Transient Peak Power up to 10W)
- Integrated Power Monitoring with High Accuracy up to  $\pm 1\%$
- Output Lumen Compensation
- End-of-Life Indicator
- Thermal Sensing and Protection for LED Module
- Input Surge Protection: DM 6kV, CM 10kV
- All-Around Protection: IUVP, IOVP, OVP, SCP, OTP
- IP66 / IP67 and UL Dry / Damp / Wet Location
- TYPE HL, for Use in a Class I, Division 2 Hazardous(Classified) Location
- 7-Year Warranty

### Dimming Functions

- Isolated 0-10V / PWM / 3-Timer-Modes Dimmable
- INV Digital Dimming, UART Based Communication Protocol  
Compliant with T / CSA-051
- Dim-to-Off with Standby Power  $\leq 0.5$  W

### Safety Certifications



### Power Levels

75W 100W 150W 200W 240W 320W

### About EUM-Lx

The EUM-Lx series is Controls-Ready for a cost-optimized smart lighting solution and provide hassle-free production and adaption with wireless programming via Near Field Communication (NFC). They also equip users with the ability to leverage crucial driver information, reduce maintenance costs, and streamline production. The added features of AC power monitoring and Inventronics proprietary digital dimming allow users to properly monitor and diagnose the health of the LED driver and luminaire to ensure optimal performance. The EUM-Lx series also provide multiple isolated dimming controls, Dim-to-Off and Always-On Auxiliary Power. The LG models utilize globally accepted cables that help reduce SKUs, the LT models provide UL Class P certification and the LB models are BIS certified.

① : x=G are UL Recognized, ENEC and CCC, etc. models; x=T are UL Class P models; x=B are BIS models.

Output Power (W)	Model No.	Full-power Current Range(mA)	Output Voltage Range (Vdc)	Eff.@ 220Vac	Lifetime (hours)	Dimensions (LxWxH)(mm)
75	EUM-075S105Lx	700 ~ 1050	36 ~ 107	90.5%	101,000 Tc= 70°C	142(125) × 67.5 × 36.5
	EUM-075S150Lx	1050 ~ 1500	25 ~ 72	89.5%		
	EUM-075S210Lx ★	1400 ~ 2100	18 ~ 54	89.0%		
100	EUM-100S105Lx	700 ~ 1050	48 ~ 143	92.5%	112,000 Tc= 70°C	148(131) × 67.5 × 36.5
	EUM-100S150Lx	1050 ~ 1500	34 ~ 95	92.5%		
	EUM-100S280Lx ★	1750 ~ 2800	17 ~ 54	91.0%		
150	EUM-150S105Lx	700 ~ 1050	72 ~ 214	93.5%	104,000 Tc= 70°C	178(161) × 67.5 × 36.5
	EUM-150S150Lx	1050 ~ 1500	50 ~ 143	93.0%		
	EUM-150S210Lx	1400 ~ 2100	36 ~ 107	92.5%		
	EUM-150S420Lx	2800 ~ 4200	18 ~ 54	91.5%		
200	EUM-200S105Lx	700 ~ 1050	95 ~ 286	93.5%	102,000 Tc= 70°C	188(171) × 67.5 × 36.5
	EUM-200S150Lx	1050 ~ 1500	67 ~ 190	93.5%		
	EUM-200S280Lx	1800 ~ 2800	36 ~ 111	93.0%		
	EUM-200S560Lx	3500 ~ 5600	18 ~ 57	92.0%		
240	EUM-240S105Lx	700 ~ 1050	115 ~ 343	94.0%	101,000 Tc= 70°C	218(201) × 67.5 × 38.5
	EUM-240S150Lx	1050 ~ 1500	80 ~ 229	93.5%		
	EUM-240S350Lx	2150 ~ 3500	35 ~ 111	93.0%		
	EUM-240S670Lx	4200 ~ 6700	18 ~ 57	92.5%		
320	EUM-320S105Lx	700 ~ 1050	153 ~ 457	94.5%	112,000 Tc= 70°C	243(224) × 80 × 44.5
	EUM-320S150Lx	1050 ~ 1500	107 ~ 305	94.0%		
	EUM-320S250Lx	1750 ~ 2500	64 ~ 183	94.0%		
	EUM-320S500Lx	2850 ~ 5000	32 ~ 112	93.5%		
	EUM-320S760Lx	5350 ~ 7600	21 ~ 60	92.5%		

★ : Class 2 Model



### Inventronics Advantages

- Full Power at Wide Output Current Range (Constant Power)
- Input Voltage Range: 90 ~ 305Vac
- Adjustable Output Current (AOC) with NFC
- Integrated Power Monitoring with High Accuracy up to ±1%
- Output Lumen Compensation
- End-of-Life Indicator
- Input Surge Protection Up to: DM 6kV, CM 10kV
- All-Around Protection: IUVP, IOVP, OVP, SCP, OTP
- IP66/IP67  
UL Dry/Damp / Wet Location (ET/EG)
- TYPE HL, for use in a Class I, Division 2 Hazardous (Classified) Location (ET/EG)
- Suitable for Luminaires with Protection Class I
- Suitable for Luminaires with Protection Class I and II (EE)
- 5-Year Warranty

### Dimming Functions

- 3-Timer-Modes Dimmable
- Dim-to-Off with Standby Power ≤ 0.5W
- DALI-2 Certified (Part 251 252 253)

### Safety Certifications



### Power Levels

30W 50W 75W 100W 150W 200W 240W

### About EUM-Ex

DALI-2 protocol is developed and maintained by the DALI Alliance. The EUM-Ex series is DALI-2 certified. The drivers offer wireless programmability via Near Field Communication (NFC) to help OEMs streamline production and simplify installation. They allow the luminaire manufacturer to store pertinent fixture information in the driver (Part 251).

The information is read by the DALI-2 control system, stored in a database, and is then useful for asset tracking and informed maintenance (Part 252). They also provide the added convenience of integrated power monitoring, allowing users to measure energy consumption (Part 253). The EG series offers a global cable to reduce inventory SKUs. The ET Series is UL Class P recognized. The EE series is suitable for luminaires with protection Class I and II.

Output Power (W)	Model No.	Full-power Current Range(mA)	Output Voltage Range (Vdc)	Eff.@ 220Vac	Lifetime (hours)	Dimensions (LxWxH)(mm)
30	EUM-030S050Ex	300 ~ 500	30 ~ 100	90.0%	120,000 Tc=70°C	112(94) × 67.5 × 36.5
	EUM-030S105Ex ★	550 ~ 1050	17 ~ 54	87.5%		
50	EUM-050S053Ex	300 ~ 530	47 ~ 167	90.5%	105,000 Tc=70°C	112(94) × 67.5 × 36.5
	EUM-050S090Ex	550 ~ 900	28 ~ 91	89.5%		
	EUM-050S150Ex ★	920 ~ 1500	17 ~ 54	88.5%		
75	EUM-075S053Ex	300 ~ 530	70 ~ 250	92.0%	101,000 Tc=70°C	142(125) × 64 × 36.5
	EUM-075S105Ex	700 ~ 1050	36 ~ 107	91.0%		
	EUM-075S150Ex	1050 ~ 1500	25 ~ 72	90.5%		
	EUM-075S210Ex ★	1400 ~ 2100	18 ~ 54	89.0%		
100	EUM-100S053Ex	350 ~ 530	94 ~ 286	92.0%	101,000 Tc=70°C	148(131) × 64 × 36.5
	EUM-100S105Ex	700 ~ 1050	48 ~ 143	91.5%		
	EUM-100S150Ex	1050 ~ 1500	34 ~ 95	91.5%		
	EUM-100S280Ex ★	1750 ~ 2800	17 ~ 54	90.5%		
150	EUM-150S070Ex	530 ~ 700	107 ~ 284	94.0%	117,000 Tc=70°C	178(161) × 64 × 36.5
	EUM-150S105Ex	700 ~ 1050	72 ~ 214	93.5%		
	EUM-150S150Ex	1050 ~ 1500	50 ~ 143	93.5%		
	EUM-150S210Ex	1400 ~ 2100	36 ~ 107	93.0%		
	EUM-150S420Ex	2680 ~ 4200	18 ~ 56	92.0%		
200	EUM-200S070Ex	530 ~ 700	142 ~ 378	94.0%	104,000 Tc=70°C	188(171) × 64 × 36.5
	EUM-200S105Ex	700 ~ 1050	95 ~ 286	94.0%		
	EUM-200S150Ex	1050 ~ 1500	67 ~ 190	93.0%		
	EUM-200S280Ex	1800 ~ 2800	36 ~ 111	93.0%		
	EUM-200S560Ex	3500 ~ 5600	18 ~ 57	92.5%		
240	EUM-240S070Ex	530 ~ 700	171 ~ 453	94.5%	120,000 Tc=70°C	218(201) × 67.5 × 38.5
	EUM-240S105Ex	700 ~ 1050	115 ~ 343	94.0%		
	EUM-240S150Ex	1050 ~ 1500	80 ~ 229	93.5%		
	EUM-240S350Ex	2150 ~ 3500	35 ~ 111	94.0%		
	EUM-240S670Ex	4200 ~ 6700	18 ~ 57	93.0%		

★ : Class 2 Model





### Inventronics Advantages

- High Efficiency (Up to 95.5%)
- Full Power at Wide Output Current Range (Constant Power)
- Adjustable Output Current (AOC) with NFC
- Input Voltage Range: 90 ~ 305Vac
- Always-on Auxiliary Power: 24Vdc, 125mA, 3W (Transient Peak Power up to 10W)
- Integrated 16Vdc Bus Power Supply Based on DALI-2
- Integrated Power Monitoring with High Accuracy up to ±1%
- Output Lumen Compensation
- End-of-Life Indicator
- Thermal Sensing and Protection for LED Module
- Input Surge Protection: DM 6kV, CM 10kV
- All-Around Protection: IUVP, IOVP, OVP, SCP, OTP
- IP66 / IP67 and UL Dry / Damp / Wet Location
- TYPE HL, for Use in a Class I, Division 2 Hazardous (Classified) Location
- 7-Year Warranty

### Dimming Functions

- DALI-2 and D4i Certified
- 3-Timer-Modes Dimmable
- Dim-to-Off with Standby Power ≤ 0.5 W

### Safety Certifications



### Power Levels

75W 100W 150W 200W 240W 320W 480W 680W


### About EUM-Bx

The EUM-Bx series is DALI-2 D4i certified, allowing for extensive health diagnostics tracking for the LED driver, seamless plug-and-play controls, and standardization of intra-luminaire designs. They are extremely flexible with wireless programmability via Near Field Communication (NFC) to help OEMs streamline production and simplify installation. The EUM-Bx series is Controls-Ready with Dim-to-Off and Always-On Auxiliary Power of 24Vdc, 125mA with a transient peak up to 10W. They also provide the added convenience of integrated power monitoring allowing users to measure energy consumption. The BG series provides a global cable to reduce inventory SKUs, the BT Series are UL Class P recognized, and the BB series are BIS certified to offer a solution for a wide range of applications and regions.

Output Power (W)	Model No.	Full-power Current Range(mA)	Output Voltage Range (Vdc)	Eff. @ 220Vac	Lifetime (hours)	Dimensions (LxWxH)(mm)
75	EUM-075S105Bx	700 ~ 1050	36 ~ 107	90.5%	101,000 Tc= 70°C	142(125) × 67.5 × 36.5
	EUM-075S150Bx	1050 ~ 1500	25 ~ 72	89.5%		
	EUM-075S210Bx ★	1400 ~ 2100	18 ~ 54	89.0%		
100	EUM-100S105Bx	700 ~ 1050	48 ~ 143	92.5%	112,000 Tc= 70°C	148(131) × 67.5 × 36.5
	EUM-100S150Bx	1050 ~ 1500	34 ~ 95	92.5%		
	EUM-100S280Bx ★	1750 ~ 2800	17 ~ 54	91.0%		
150	EUM-150S105Bx	700 ~ 1050	72 ~ 214	93.5%	104,000 Tc= 70°C	178(161) × 67.5 × 36.5
	EUM-150S150Bx	1050 ~ 1500	50 ~ 143	93.0%		
	EUM-150S210Bx	1400 ~ 2100	36 ~ 107	92.5%		
	EUM-150S420Bx	2800 ~ 4200	18 ~ 54	91.5%		
200	EUM-200S105Bx	700 ~ 1050	95 ~ 286	93.5%	102,000 Tc= 70°C	188(171) × 67.5 × 36.5
	EUM-200S150Bx	1050 ~ 1500	67 ~ 190	93.5%		
	EUM-200S280Bx	1800 ~ 2800	36 ~ 111	93.0%		
	EUM-200S560Bx	3500 ~ 5600	18 ~ 57	92.0%		
240	EUM-240S105Bx	700 ~ 1050	115 ~ 343	94.0%	101,000 Tc= 70°C	218(201) × 67.5 × 38.5
	EUM-240S150Bx	1050 ~ 1500	80 ~ 229	93.5%		
	EUM-240S350Bx	2150 ~ 3500	35 ~ 111	93.0%		
	EUM-240S670Bx	4200 ~ 6700	18 ~ 57	92.5%		
320	EUM-320S105Bx	700 ~ 1050	153 ~ 457	94.5%	112,000 Tc=70°C	243(224) × 80 × 44.5
	EUM-320S150Bx	1050 ~ 1500	107 ~ 305	94.0%		
	EUM-320S250Bx	1750 ~ 2500	64 ~ 183	94.0%		
	EUM-320S500Bx	2850 ~ 5000	32 ~ 112	93.5%		
	EUM-320S760Bx	5350 ~ 7600	21 ~ 60	92.5%		
480	EUM-480S140BG	1050 ~ 1400	171 ~ 457	95.0%	110,000 Tc=70°C	262(243) × 90 × 43.5
	EUM-480S280BG	2100 ~ 2800	86 ~ 228	95.0%		
	EUM-480S420BG	3150 ~ 4200	57 ~ 152	94.0%		
	EUM-480S560BG	4350 ~ 5600	43 ~ 110	94.0%		
	EUM-480S10ABG	8600 ~ 10000	24 ~ 56	94.0%		
680	EUM-680S170BG	1250 ~ 1700	200 ~ 544	95.5%	107,000 Tc=70°C	275(250) × 135 × 46
	EUM-680S240BG	1800 ~ 2400	141.5 ~ 378	94.5%		
	EUM-680S350BG	2600 ~ 3500	97.1 ~ 262	95.0%		
	EUM-680S560BG	4200 ~ 5600	60.7 ~ 163	94.5%		
	EUM-680S840BG	6300 ~ 8400	40.4 ~ 108	95.0%		
	EUM-680S15ABG	12600 ~ 15000	22.6 ~ 54	95.5%		

★ : Class 2 Model





### Common Features

- High Efficiency (Up to 96.0%)
- Full Power at Wide Output Current Range (Constant Power)
- Adjustable Output Current (AOC) with Programmability
- Input Voltage Range: 90 ~ 305Vac
- Fade Time Adjustable
- Output Lumen Compensation
- End-of-Life Indicator
- TYPE HL, for Use in a Class I, Division 2 Hazardous (Classified) Location
- Input Surge Protection Up to: DM 6kV, CM 10kV
- 5-Year Warranty

### About SUM

The SUM family encompasses slim products tailored for the horticulture industry and other applications that require a linear form factor and can operate within an input voltage range of 90-305Vac. They provide high efficiency to reduce electricity consumption.

### Safety Certifications



### Power Levels

110W 220W 330W 440W 760W 1000W 1500W

### 110W, 220W, 330W, 440W Features


- 43.5mm Width
- Maximum Dimming Level with 9V or 10V Selectable
- Dim-to-Off with Standby Power  $\leq 0.5$  W (MF Models)
- Dim-to-Low-Voltage(DTLV) with Standby Power  $\leq 0.5$ W (HF Models)
- Isolated 0-10V / 10V PWM / Resistor / 3-Timer-Modes
- Always-on Auxiliary Power: 12Vdc, 250mA (MF Models)
- Low Inrush Current (Above 220W)
- IP65 and UL Dry / Damp Location
- All-Around Protection: OVP, SCP, OTP

### 760W, 1000W, 1500W Features

- 90mm Width
- Maximum Dimming Level with 9V or 10V Selectable
- Minimum Dimming Level with 5% or 10% Selectable
- INV Digital Dimming, UART Based Communication Protocol
- Isolated 0-10V / PWM / Resistor / 3-Timer-Modes
- Always-on Auxiliary Power: 12Vdc, 250mA
- Dim-to-Off with Standby Power  $\leq 0.5$  W
- Hot-Plugging Protection
- Parallel LED Protection
- IP66 / IP67 and UL Dry / Damp / Wet Location
- All-Around Protection: IOVP, IUVP, OVP, SCP, OTP

Output Power (W)	Model No.	Full-power Current Range(mA)	Output Voltage Range (Vdc)	Eff. @ 220Vac	Lifetime (hours)	Dimensions (LxWxH)(mm)
110	SUM-110S105Mx/HF	700 ~ 1050	80 ~ 157	Mx:91.5% HF:91.0%	120,000 Tc=70°C	MF/HF: 210(186) × 43.5 × 31.5 MG/MT: 220(196) × 43.5 × 31.5
	SUM-110S260Mx/HF	1950 ~ 2600	30 ~ 56	Mx:91.0% HF:90.5%	120,000 Tc=70°C	
220	SUM-220S530Mx/HF	4100 ~ 5300	30 ~ 54	94.0%	120,000 TC=70°C	MF/HF: 296(272) × 43.5 × 31.5 MG/MT: 306(282) × 43.5 × 31.5
330	SUM-330S690Mx/HF	6100 ~ 6900	34 ~ 54	Mx:95.5% HF:95.0%	120,000 Tc=70°C	MF/HF: 396(372) × 43.5 × 31.5 MG/MT: 406(382) × 43.5 × 31.5
440	SUM-440S920Mx/HF	8200 ~ 9200	34 ~ 54	94.0%	100,000 TC=70°C	MF/HF: 426(402) × 43.5 × 31.5 MG/MT: 436(412) × 43.5 × 31.5
760	SUM-760S15AMx <sup>①</sup>	14000 ~ 15800	34 ~ 54	95.5%	102,000 Tc=70°C	379(354) × 90 × 48.5
1000	SUM-1K0S400Mx	3200 ~ 4000	175 ~ 312	95.0%	110,000 Tc=70°C	414(389) × 90 × 48.5
	SUM-1K0S840Mx	6720 ~ 8400	84 ~ 149	95.0%	110,000 Tc=70°C	414(389) × 90 × 48.5
	SUM-1K0S21AMx	18500 ~ 21000	34 ~ 54	95.5%	110,000 Tc=70°C	414(389) × 90 × 48.5
1500	SUM-1K5S600Mx	4000 ~ 6000	175 ~ 375	96.0%	104,000 Tc=70°C	489(464) × 90 × 48.5
	SUM-1K5S12AMx	10000 ~ 12500	84 ~ 150	96.0%	104,000 Tc=70°C	489(464) × 90 × 48.5
	SUM-1K5S31AMx	28000 ~ 31500	34 ~ 54	96.0%	104,000 Tc=70°C	489(464) × 90 × 48.5

① : x = G are UL Recognized, CE, etc. models; x = T are UL Recognized, CE(built-in-use), etc. models.



### Common Features

- Ultra High Efficiency (Up to 95.5%)
- Full Power at Wide Output Current Range (Constant Power)
- Input Voltage Range: 90 ~ 305Vac
- Adjustable Output Current (AOC) with Programmability
- INV Digital Dimming, UART Based Communication Protocol
- Minimum Dimming Level with 5% or 10% Selectable
- Maximum Dimming Level with 9V or 10V Selectable
- Fade Time Adjustable
- Always-on Auxiliary Power: 12Vdc, 250mA
- Hot-plugging Protection
- Parallel LED Protection
- Low Inrush Current
- Output Lumen Compensation
- End-of-Life Indicator
- Input Surge Protection: DM 6kV, CM 10kV
- All-Around Protection: IOVP, IUVP, OVP, SCP, OTP
- 5-Year Warranty

### SUM-MGS Version Features

- Panel Mount Connectors Facilitate Installation
- IP66/IP67 and UL Dry/Damp/Wet Location
- TYPE HL, for Use in a Class I, Division 2 Hazardous (Classified) Location

### SUM-MGR Version Features

- Mount Connectors Facilitates Installation
- Rotary Switch+RJ12 Connector
- IP66 and UL Dry/Damp/Wet Location

### About SUM-MGS/MGR

The SUM-MGS/MGR series is a constant-current, programmable LED driver that operates from 90-305Vac input designed for many lighting applications, including high mast, sports, UV-LED, aquaculture, horticulture, etc. It provides panel mount connectors to facilitate installation. It offers a rotary switch, RJ12 connector, and dim-to-off functionality. The dimming control supports 0-10V dimming and two-way communication via Digital Dimming, a UART-based communication protocol. The high efficiency of these drivers and compact metal case enables them to run cooler, significantly improving reliability and extending product life. To ensure a trouble-free operation, protection is provided against input surge, input under-voltage, input over-voltage, output over-voltage, short circuit, and over-temperature.

### Dimming Functions

- Isolated 0-10V/PWM/Resistor/3-Timer-Modes Dimmable
- Dim-to-Off with Standby Power ≤ 0.5W

### Safety Certifications



### Power Levels

760W 1000W

Output Power (W)	Model No.	Full-power Current Range(mA)	Output Voltage Range (Vdc)	Eff. @ 220Vac	Lifetime (hours)	Dimensions (L×W×H)(mm)
760	SUM-760S15AMGS	14000 ~ 15800	34 ~ 54	95.5%	102,000 Tc=70°C	415(390) × 108 × 48.5
	SUM-760S15AMGR	14000 ~ 15800	34 ~ 54	95.5%	102,000 Tc=70°C	415(390) × 108 × 48.5
1000	SUM-1K0S400MGS	3200 ~ 4000	175 ~ 312	95.0%	110,000 Tc=70°C	450(425) × 108 × 48.5
	SUM-1K0S840MGS	6720 ~ 8400	84 ~ 149	95.0%		
	SUM-1K0S20AMGS	18500 ~ 20000	34 ~ 54	95.5%		
	SUM-1K0S400MGR	3200 ~ 4000	175 ~ 312	95.0%	110,000 Tc=70°C	450(425) × 108 × 48.5
	SUM-1K0S840MGR	6720 ~ 8400	84 ~ 149	95.0%		
	SUM-1K0S20AMGR	18500 ~ 20000	34 ~ 54	95.5%		



### **Inventronics Advantages**

- High Efficiency (Up to 94.0%)
- Full Power at Wide Output Current Range (Constant Power)
- Adjustable Output Current (AOC) with Programmability
- Input Voltage Range: 90 ~ 305Vac
- Compact Metal Case with Excellent Thermal Performance
- Output Lumen Compensation
- Input Surge Protection Up to: DM 6kV, CM 10kV
- All-Around Protection: OVP, SCP, OTP
- IP66 / IP67
- SELV Output Models Available
- Suitable for Luminaires with Protection Class I and II
- 5-Year Warranty

### **Dimming Functions**

Isolated 1-5V / 1-10V / 10V PWM / 3-Timer-Modes

### **Safety Certifications**



### **Power Levels**

30W 50W 75W 100W 150W 200W 240W

### **About EUM-DE**

The EUM-DE series is the new generation of LED drivers certified for Class I and Class II luminaires. They are IP66/IP67 rated and offer flexibility for installation reducing production time and reducing assembly costs. They also provide reliability and quality performance with built-in surge protection and output lumen compensation.



Output Power (W)	Model No.	Full-power Current Range(mA)	Output Voltage Range (Vdc)	Eff. @ 220Vac	Lifetime (hours)	Dimensions (LxWxH)(mm)
30	EUM-030S050DE	300 ~ 500	30 ~ 100	88.0%	120,000 Tc=70°C	112(95) × 64 × 36.5
	EUM-030S105DE	550 ~ 1050	17 ~ 54	87.0%		
50	EUM-050S053DE	300 ~ 530	47 ~ 167	90.5%	103,000 Tc=70°C	112(95) × 64 × 36.5
	EUM-050S090DE	550 ~ 900	28 ~ 91	89.0%		
	EUM-050S150DE	920 ~ 1500	17 ~ 54	88.0%		
75	EUM-075S053DE	300 ~ 530	70 ~ 250	92.0%	100,000 Tc=70°C	153(136) × 60 × 36.5
	EUM-075S105DE	700 ~ 1050	36 ~ 107	90.5%		
	EUM-075S150DE	1050 ~ 1500	25 ~ 72	90.5%		
	EUM-075S210DE	1400 ~ 2100	18 ~ 54	89.5%		
100	EUM-100S053DE	350 ~ 530	94 ~ 286	94.0%	114,000 Tc=70°C	153(136) × 60 × 36.5
	EUM-100S105DE	700 ~ 1050	48 ~ 143	93.0%		
	EUM-100S150DE	1050 ~ 1500	34 ~ 95	93.0%		
	EUM-100S280DE	1750 ~ 2800	17 ~ 54	92.0%		
150	EUM-150S070DE	530 ~ 700	107 ~ 284	93.5%	106,000 Tc=70°C	183(166) × 60 × 36.5
	EUM-150S105DE	700 ~ 1050	72 ~ 214	93.0%		
	EUM-150S150DE	1050 ~ 1500	50 ~ 143	93.5%		
	EUM-150S210DE	1400 ~ 2100	36 ~ 107	92.0%		
	EUM-150S420DE	2800 ~ 4200	18 ~ 54	91.5%		
200	EUM-200S070DE	530 ~ 700	142 ~ 378	94.0%	100,000 Tc=70°C	193(176) × 60 × 36.5
	EUM-200S105DE	700 ~ 1050	95 ~ 286	93.5%		
	EUM-200S150DE	1050 ~ 1500	67 ~ 190	93.0%		
	EUM-200S280DE	1800 ~ 2800	36 ~ 111	92.5%		
	EUM-200S560DE	3500 ~ 5600	18 ~ 57	92.0%		
240	EUM-240S070DE	530 ~ 700	171 ~ 453	94.0%	100,000 Tc=70°C	223(206) × 60 × 38.5
	EUM-240S105DE	700 ~ 1050	115 ~ 343	94.0%		
	EUM-240S150DE	1050 ~ 1500	80 ~ 229	93.5%		
	EUM-240S350DE	2150 ~ 3500	35 ~ 111	93.0%		
	EUM-240S670DE	4200 ~ 6700	18 ~ 57	92.5%		



### Inventronics Advantages

- High Efficiency (Up to 94.0%)
- Compact Metal Case with Excellent Thermal Performance
- Input Over Voltage Protection (IOVP) at 440Vac with 48 Hours
- Full Power at Wide Output Current Range (Constant Power)
- Input Voltage Range: 90 ~ 305Vac
- Adjustable Output Current (AOC) with Potentiometer (SB Model)
- Adjustable Output Current (AOC) with Programmability (DB Model)
- Non-dimming Control (SB Model)
- Output Lumen Compensation (DB Model)
- Input Surge Protection: DM 4kV, CM 6kV
- All-Around Protection: IOVP, OVP, SCP, OTP
- IP66 / IP67
- SELV Output (DB Model)
- 5-Year Warranty

### Dimming Functions

Isolated 0-10V/10V PWM/3-Timer-Modes Dimmable (DB Model)

### About EAM-SB/DB

Inventronics EAM family leverages many of the next-generation platform enhancements we introduced in our EUM series but with an advanced circuitry design making it ideal for those markets that face challenging power regulations. This family offers an adjustable output current that provides constant power over a wide range of output currents. For additional protection they are equipped with an added 440Vac input over voltage protection feature and industry-leading surge protection.

### Safety Certifications



### Power Levels

75W 100W 150W 200W 240W

Output Power (W)	Model No.	Full-power Current Range(mA)	Output Voltage Range (Vdc)	Eff. @ 220Vac	Lifetime (hours)	Dimensions (LxWxH)(mm)
75	EAM-075S105SB	700 ~ 1050	36 ~ 107	90.0%	105,000 Tc= 70°C	142(125) × 60 × 36.5
	EAM-075S150SB	1050 ~ 1500	25 ~ 72	90.0%		
	EAM-075S210SB	1400 ~ 2100	18 ~ 54	89.0%		
100	EAM-100S105SB	700 ~ 1050	48 ~ 143	92.0%	114,000 Tc= 70°C	148(131) × 60 × 36.5
	EAM-100S150SB	1050 ~ 1500	34 ~ 95	91.5%		
	EAM-100S280SB	1750 ~ 2800	17 ~ 54	90.5%		
150 (Update)	EAM-150S105SB/DB	700 ~ 1050	72 ~ 214	SB: 92.0% DB: 94.0%	109,000 Tc= 70°C(SB) 111,000 Tc=70°C(DB)	178(161) × 60 × 36.5(SB) 178(161) × 60 × 33.2(DB)
	EAM-150S150SB	1050 ~ 1500	50 ~ 143	92.5%		
	EAM-150S210SB/DB	1400 ~ 2100	36 ~ 107	SB: 91.5% DB: 92.5%		
	EAM-150S420SB/DB	2800 ~ 4200	18 ~ 54	SB: 91.0% DB: 92.0%		
200	EAM-200S105SB/DB	700 ~ 1050	95 ~ 286	93.5%	120,000 Tc= 70°C(SB) 106,000 Tc= 70°C(DB)	188(171) × 60 × 36.5
	EAM-200S150SB/DB	1050 ~ 1500	67 ~ 190	93.5%		
	EAM-200S280SB/DB	1800 ~ 2800	36 ~ 111	SB: 93.5% DB: 92.5%		
	EAM-200S560SB/DB	3500 ~ 5600	18 ~ 57	SB: 92.5% DB: 92.0%		
240	EAM-240S105SB/DB	700 ~ 1050	115 ~ 343	94.0%	111,000 Tc=70°C	228(211) × 60 × 38.5
	EAM-240S350SB/DB	2150 ~ 3500	35 ~ 111	93.0%		
	EAM-240S670SB/DB	4200 ~ 6700	18 ~ 57	93.0%		



### Inventronics Advantages

- High Efficiency (Up to 93.0%)
- Full Power at Wide Output Current Range (Constant Power)
- Adjustable Output Current (AOC) with Programmability
- Input Voltage Range: 90 ~ 305Vac
- 100% Load Max Each Channel
- Adjust Color Temperature Continuously
- Adjust Intensity and Color Temperature Separately
- Flicker-Free
- Output Lumen Compensation
- Complete Independent Two Channels(Optional)
- Dim-to-Off with Standby Power in Independent Mode (Optional)
- Input Surge Protection Up to: DM 6KV, CM10KV
- All-Around Protection: OVP, SCP, OTP
- IP66 / IP67 and UL Dry / Damp Location
- SELV Output Models Available
- TYPE HL, for Use in a Class I, Division 2 Hazardous (Classified) Location
- 5-Year Warranty

### About EUW

The EUW Family is IP66/IP67 rated and consists of tunable white LED drivers that provide two separate channels for adjusting intensity and color temperature separately and continuously. They also provide isolated dimming controls, programmability and a compact shape for design versatility.

### Dimming Functions

Isolated 1-5V / 1-10V / 10V PWM / 3-Timer-Modes Dimmable

### Safety Certifications



### Power Levels

40W 60W 100W 150W 200W 240W

Output Power (W)	Model No.	Full-power Current Range(mA)	Output Voltage Range (Vdc)	Eff.@ 220Vac	Lifetime (hours)	Dimensions (LxWxH)(mm)
40	EUW-040D105Dx ①	700 ~ 1050	20 ~ 58	88.5%	120,000 Tc= 70°C	142(125) x 64 x 36.5
60	EUW-060D105Dx	700 ~ 1050	28 ~ 86	89.0%	106,000 Tc= 70°C	142(125) x 64 x 36.5
100	EUW-100D105Dx	700 ~ 1050	53 ~ 143	92.0%	119,000 Tc=70°C	197(180) x 64 x 36.5
	EUW-100D210Dx	1850 ~ 2100	34 ~ 54	91.0%		
150	EUW-150D140Dx	1050 ~ 1400	53 ~ 143	93.0%	106,000 Tc=70°C	197(180) x 64 x 36.5
	EUW-150D320Dx	2800 ~ 3200	34 ~ 54	91.5%		
200	EUW-200D140Dx	1050 ~ 1400	80 ~ 190	93.0%	101,000 Tc=70°C	247(230) x 64 x 36.5
	EUW-200D420Dx	3700 ~ 4200	34 ~ 54	92.0%		
240	EUW-240D140Dx	1050 ~ 1400	80 ~ 228	94.0%	100,000 Tc=70°C	247(230) x 64 x 36.5
	EUW-240D500Dx	4500 ~ 5000	34 ~ 54	92.0%		

①: x = V is CCC model; x = F is UL,FCC model.





### Inventronics Advantages

- High Efficiency (Up to 90.0%)
- Low THD, 10% Max up to 240 Vac
- Constant-Current Output
- Input Voltage Range: 90 ~ 305Vac
- Input UVP and Input OVP
- Input Surge Protection: DM 4kV, CM 6kV
- All-Around Protection: OVP, SCP, OTP
- IP66 / IP67 and UL Dry / Damp Location
- Class 2 & SELV Output Models Available
- TYPE HL, for Use in a Class I, Division 2 Hazardous (Classified) Location
- 5-Year Warranty

### About EUC-M

Inventronics low power, IP66 / 67 rated EUC family is ideal for projects that need luminaires at lower levels of brightness without the need for programmability. The EUC family is designed to help improve costs without sacrificing performance, and their compact shape offers more flexibility to fit inside a multitude of luminaires. They provide exceptional thermal performance, low THD, and higher surge protection.

### Dimming Functions

Isolated 1-10V (DTM / DVM Models)

### Safety Certifications



### Power Levels

26W 30W 35W 40W 60W

Output Power (W)	Model No.	Full-power Current Range(mA)	Output Voltage Range (Vdc)	Eff.@ 220Vac	Lifetime (hours)	Dimensions (L×W×H)(mm)
26	EUC-026S050STM/SVM0003	350	37 ~ 74	88.5%	84,000 Tc= 70°C	97(80) × 64 × 32
	EUC-026S070STM/SVM0004	500	26 ~ 52	88.0%		
	EUC-026S070STM/SVM0002	600	22 ~ 43	88.0%		
	EUC-026S070STM/SVM	700	20 ~ 37	87.0%		
30	EUC-030S035DTM/DVM	350	37 ~ 75	85.0%	88,000 Tc= 75°C	105(88) × 64 × 32
	EUC-030S050DTM/DVM	500	29 ~ 60	87.0%		
	EUC-030S070DTM/DVM ★	700	20 ~ 43	85.5%		
35	EUC-035S070STM/SVM0004	500	32 ~ 64	87.0%	80,000 Tc= 70°C	97(80) × 64 × 32
	EUC-035S070SVM	700	25 ~ 50	87.0%		
	EUC-035S105STM0007 ★	700	25 ~ 47	86.0%		
	EUC-035S105STM/SVM0004 ★	860	20 ~ 41	86.0%		
	EUC-035S105STM/SVM ★	1050	18 ~ 33	86.0%		
40	EUC-040S070DTM0004	500	40 ~ 80	87.0%	93,000 Tc= 75°C	105(88) × 64 × 32
	EUC-040S070DTM	700	32 ~ 57	86.0%		
	EUC-040S110DTM0005 ★	860	23 ~ 45	86.0%		
	EUC-040S110DTM0001 ★	1050	21 ~ 38	85.0%		
	EUC-040S070DVM0004	500	40 ~ 80	87.0%		
	EUC-040S070DVM	700	32 ~ 57	86.0%		
	EUC-040S105DVM0004	860	23 ~ 47	86.0%		
	EUC-040S105DVM	1050	21 ~ 38	85.0%		
60	EUC-060S070DTM/DVM0004	500	60 ~ 120	90.0%	95,900 Tc= 70°C	112(95) × 64 × 32
	EUC-060S070DTM/DVM	700	48 ~ 86	89.0%		
	EUC-060S105DTM/DVM0004	860	35 ~ 70	89.0%		
	EUC-060S105DTM/DVM	1050	34 ~ 57	89.0%		
	EUC-060S180DTM/DVM0006 ★	1200	25 ~ 50	89.0%		
	EUC-060S180DTM/DVM0004 ★	1400	21 ~ 43	88.0%		
	EUC-060S180DTM/DVM ★	1800	20 ~ 33	87.0%	85,800 Tc= 70°C	112(95) × 64 × 32
	EUC-060S070STM/SVM0004	500	60 ~ 120	90.0%		
	EUC-060S070STM/SVM	700	48 ~ 86	89.0%		
	EUC-060S105STM/SVM0004	860	35 ~ 70	89.0%		
	EUC-060S105STM/SVM	1050	34 ~ 57	89.0%		
	EUC-060S180STM/SVM0006 ★	1200	25 ~ 50	89.0%		
	EUC-060S180STM/SVM0004 ★	1400	21 ~ 43	88.0%		
	EUC-060S180STM/SVM ★	1800	20 ~ 33	87.0%		

★ : Class 2 Model



### Inventronics Advantages

- Full Power at Wide Output Current Range (Constant Power)
- Adjustable Output Current (AOC) with Programmability
- Input Voltage Range: 90 ~ 305Vac
- Adjustable Dimming Curve
- Dimming Port Withstand 240Vac Version Optional
- High Reliability & Long Lifetime: 100,000 hrs, at 70°C Case Temperature
- Output Lumen Compensation
- End-of-Life Indicator
- Input Surge Protection: DM 4kV, CM 6kV
- All-Around Protection: OVP, SCP, OTP
- IP66/IP67 and UL Dry/Damp/Wet Location
- SELV Output
- TYPE HL, for use in a Class I, Division 2 Hazardous (Classified) Location
- Suitable for Class I Luminaires
- 5-Year Warranty

### About EUC-Hx

The EUC-Hx series offers full-power at a wide output current range and adjustable dimming curve. They meet IP66/IP67 and support Dim-to-Low-Voltage with standby power less than 0.5W. They also provide reliability and quality performance with built-in surge protection and output lumen compensation. They are created for many lighting applications including tunnel and street, etc.

### Dimming Functions

- Isolated 1(0)-5V/1(0)-10V/10V PWM/3-Timer-Modes
- Dim-to-Low-Voltage with Standby Power ≤ 0.5W

### Safety Certifications



### Power Levels

40W 60W

①: HV (x = V): are ENEC, CCC and CE etc. models ; HT (x = T): are UL Recognized model ; HF (x = F): are UL Recognized, ENEC, CCC and CE etc. models with flying leads.

Output Power (W)	Model No.	Full-power Current Range(mA)	Output Voltage Range (Vdc)	Eff.@ 220Vac	Lifetime (hours)	Dimensions (LxWxH)(mm)
40	EUC-040S070Hx	500 ~ 700	40 ~ 80	87.0%	100,000 Tc=70°C	112(95) x 64 x 32
	EUC-040S105Hx	700 ~ 1050	28 ~ 57	86.0%		
60	EUC-060S070Hx	500 ~ 700	60 ~ 120	89.0%	100,000 Tc=70°C	112(95) x 64 x 32
	EUC-060S105Hx	700 ~ 1050	43 ~ 86	88.0%		
	EUC-060S180Hx	1200 ~ 1800	25 ~ 50	88.0%		



EUD

### Inventronics Advantages

- High Efficiency (Up to 95.0%)
- Full Power at Wide Output Current Range (Constant Power)
- Adjustable Output Current (AOC) with Programability
- Input Voltage Range: 90 ~ 305Vac
- Thermal Sensing and Protection for LED Module
- Output Lumen Compensation
- Input Surge Protection: DM 6kV, CM 10kV
- All-Around Protection: OVP, SCP, OTP
- IP67 and UL Dry / Damp / Wet Location
- Always-on Auxiliary Power: 12Vdc, 200mA (Transient Peak Current up to 400mA)
- TYPE HL, for Use in a Class I, Division 2 Hazardous (Classified) Location
- 7-Year Warranty

### About EUD

Inventronics EUD family of Controls-Ready programmable outdoor drivers is designed to provide additional features to existing product lines. Their Dim-to-Off capabilities make them easier to integrate with sensors and control systems providing optimal flexibility. They also offer superior surge protection, better thermal performance, and higher efficiency and reliability than most competitors.

### Dimming Functions

- 0-10V / PWM / 3-Timer-Modes (DT / DV / DTA / DVA Models)
- DALI / 3-Timer-Modes (BT / BV / BTA / BVA Models)
- Dim-to-Off with Standby Power ≤ 0.5 W
- Digital Dimming Optional

### Safety Certifications



### Power Levels

96W 150W 200W 240W 320W 480W 600W

Output Power (W)	Model No.	Full-power Current Range(mA)	Output Voltage Range (Vdc)	Eff. @ 220Vac	Lifetime (hours)	Dimensions (L×W×H)(mm)
96	EUD-096S070BTA/BVA/DTA/DVA	450 ~ 700	74 ~ 213	91.5%	104,000 Tc= 70°C	201(180) × 67.5 × 36.5
	EUD-096S105BTA/BVA/DTA/DVA	700 ~ 1050	48 ~ 137	92.5%		
	EUD-096S210BTA/BVA/DTA/DVA	1400 ~ 2100	24 ~ 69	93.0%		
	EUD-096S215DTA ★	1750 ~ 2150	24 ~ 55	92.5%		
	EUD-096S350BTA/BVA/DTA/DVA ★	2450 ~ 3500	14 ~ 39	91.0%		
150	EUD-150S105BTA/BVA/DTA/DVA	700 ~ 1050	75 ~ 214	94.0%	100,000 Tc= 70°C	225(204) × 67.5 × 39.7
	EUD-150S210BTA/BVA/DTA/DVA	1400 ~ 2100	38 ~ 107	94.0%		
	EUD-150S350BTA/BVA/DTA/DVA	2450 ~ 3500	22 ~ 61	93.5%		
	EUD-150S560BTA/BVA/DTA/DVA	3850 ~ 5600	14 ~ 39	92.5%		
200	EUD-200S105BTA/BVA/DTA/DVA	700 ~ 1050	95 ~ 286	94.5%	108,000 Tc= 70°C	231(210) × 67.5 × 39.5
	EUD-200S210BTA/BVA/DTA/DVA	1400 ~ 2100	48 ~ 143	94.0%		
	EUD-200S350BTA/BVA/DTA/DVA	2450 ~ 3500	29 ~ 82	93.5%		
	EUD-200S560BTA/BVA/DTA/DVA	3850 ~ 5600	18 ~ 52	93.0%		
240	EUD-240S105BTA/BVA/DTA/DVA	700 ~ 1050	114 ~ 343	94.0%	96,000 Tc= 70°C	240(219) × 67.5 × 39.7
	EUD-240S150BTA/BVA	1050 ~ 1500	80 ~ 229	93.0%		
	EUD-240S210BTA/BVA/DTA/DVA	1400 ~ 2100	57 ~ 171	93.5%		
	EUD-240S420BTA/BVA/DTA/DVA	2800 ~ 4200	29 ~ 86	93.0%		
	EUD-240S670BTA/BVA/DTA/DVA	4450 ~ 6700	18 ~ 54	93.0%		
320	EUD-320S150BT/BV/DT/DV	1050 ~ 1500	107 ~ 305	94.0%	97,000 Tc= 70°C	251(225) × 98 × 44.8
	EUD-320S220BT/BV/DT/DV	1540 ~ 2200	73 ~ 208	93.5%		
	EUD-320S320BT/BV/DT/DV	2240 ~ 3200	50 ~ 143	93.5%		
	EUD-320S460BT/BV/DT/DV	3220 ~ 4600	35 ~ 100	93.5%		
	EUD-320S670BT/BV/DT/DV	4690 ~ 6700	24 ~ 68	93.5%		
480	EUD-480S140DT/DV	1050 ~ 1400	171 ~ 457	95.0%	91,000 Tc= 70°C	262(235) × 125 × 43.5
	EUD-480S280DT/DV	2100 ~ 2800	86 ~ 228	94.0%		
	EUD-480S420DT/DV	3150 ~ 4200	57 ~ 152	94.5%		
	EUD-480S560DT/DV	4350 ~ 5600	43 ~ 110	94.0%		
	EUD-480S10ADT/DV	7500 ~ 10000	24 ~ 64	94.0%		
600	EUD-600S140DT/DV/BT/BV	1100 ~ 1400	214 ~ 545	94.5%	90,000 Tc= 70°C	275(250) × 144 × 48.5
	EUD-600S170DT/DV	1360 ~ 1700	176 ~ 441	94.0%		
	EUD-600S210DT/DV	1680 ~ 2100	143 ~ 357	94.5%		
	EUD-600S280BT/BV/DT/DV	2240 ~ 2800	108 ~ 268	95.0%		
	EUD-600S420BT/BV/DT/DV	3360 ~ 4200	72 ~ 178	94.5%		
	EUD-600S560BT/BV/DT/DV	4480 ~ 5600	54 ~ 134	94.5%		
	EUD-600S740BT/BV/DT/DV	5920 ~ 7400	41 ~ 101	94.0%		
	EUD-600S980BT/BV/DT/DV	7840 ~ 9800	31 ~ 76	94.0%		
EUD-600S12ADT/DV	10000 ~ 12500	24 ~ 60	94.0%			

★ : Class 2 Model





### Inventronics Advantages

- High Efficiency (Up to 93.5%)
- Innovative Design without Electrolytic Capacitors
- Full Power at Wide Output Current Range (Constant Power)
- Adjustable Output Current (AOC) with Programability
- Input Voltage Range: 90 ~ 305Vac
- Always-on Auxiliary Power: 12Vdc, 200mA
- Thermal Sensing and Protection for LED Module
- Output Lumen Compensation
- Input Surge Protection: DM 6kV, CM 10kV
- All-Around Protection: OVP, SCP, OTP
- IP67 and UL Dry / Damp / Wet Location
- Class 2 & SELV Output Models Available
- TYPE HL, for Use in a Class I, Division 2 Hazardous (Classified) Location
- 10-Year Warranty

### About EUD-L

The EUD-DTL / DVL series consists of industry leading Controls-Ready, programmable LED drivers offering an ultra-long lifetime and are backed by a 10-year warranty. Their innovative design removes electrolytic capacitors, which are the primary limitation in the lifespan of traditional driver designs, and integrates other unique design features to provide a more robust driver for applications requiring an extremely long operation life. This series provides a high level of flexibility with several models supplying 96W-240W power ranges, programmable output currents from 450-6700mA, and multiple dimming options.

### Dimming Functions

- 0-10V / PWM / 3-Timer-Modes
- Dim-to-Off with Standby Power ≤ 0.5 W

### Safety Certifications



### Power Levels

96W 150W 240W

Output Power (W)	Model No.	Full-power Current Range(mA)	Output Voltage Range (Vdc)	Eff. @ 220Vac	Lifetime (hours)	Dimensions (L×W×H)(mm)
96	EUD-096S070DTL/DVL	450 ~ 700	74 ~ 213	92.5%	100,000 Tc= 85°C	201(180) × 67.5 × 36.5
	EUD-096S105DTL/DVL	700 ~ 1050	48 ~ 137	92.0%		
	EUD-096S210DTL/DVL	1400 ~ 2100	24 ~ 69	91.5%		
	EUD-096S215DTL ★	1750 ~ 2150	24 ~ 55	91.0%		
	EUD-096S350DTL/DVL ★	2450 ~ 3500	14 ~ 39	91.5%		
150	EUD-150S070DTL/DVL	450 ~ 700	117 ~ 333	93.0%	100,000 Tc= 85°C	209(188) × 67.5 × 39.7
	EUD-150S105DTL/DVL	700 ~ 1050	75 ~ 214	93.0%		
	EUD-150S210DTL/DVL	1400 ~ 2100	38 ~ 107	92.5%		
	EUD-150S350DTL/DVL	2450 ~ 3500	22 ~ 61	92.0%		
	EUD-150S560DTL/DVL	3850 ~ 5600	14 ~ 39	91.0%		
240	EUD-240S105DTL/DVL	700 ~ 1050	114 ~ 343	93.5%	100,000 Tc= 85°C	246(225) × 67.5 × 39.7
	EUD-240S210DTL/DVL	1400 ~ 2100	57 ~ 171	93.5%		
	EUD-240S420DTL/DVL	2800 ~ 4200	29 ~ 86	92.5%		
	EUD-240S670DTL/DVL	4450 ~ 6700	18 ~ 54	92.5%		

★ : Class 2 Model





### Inventronics Advantages

- High Efficiency (Up to 93.5%)
- Constant-Voltage Output
- Input Voltage Range Up to: 90 ~ 305Vac
- Input Surge Protection Up to: DM 6kV, CM 10kV
- All-Around Protection: OVP, SCP, OTP, OCP
- IP67 and UL Dry / Damp / Wet Location
- Class 2 & SELV Output Models Available
- TYPE HL, for Use in a Class I, Division 2 Hazardous (Classified) Location
- 5-Year Warranty

### About EUV

Inventronics EUV Series offers a broad portfolio of constant-voltage LED drivers providing flexibility with a wide range of power and voltage levels. They provide extreme durability with an IP67 rating, encapsulated design for enhanced thermal conduction and protection against vibration, as well as a high level of built-in surge protection.

### Dimming Functions

Isolated 0-10V (DTA / DVA Models)

### Safety Certifications



### Power Levels

150W 200W 250W 300W 600W

Output Power (W)	Model No.	Output Current Range (A)	Output Voltage (Vdc)	Eff. @ 220Vac	Lifetime (hours)	Dimensions (L×W×H)(mm)
150	EUV-150S012ST/SV	0 ~ 12.50	12	92.0%	77,200 Tc= 60°C	226(199) × 67.5 × 39.5
	EUV-150S024ST/SV	0 ~ 6.25	24	93.0%		
	EUV-150S036ST/SV	0 ~ 4.17	36	93.0%		
	EUV-150S042ST/SV	0 ~ 3.57	42	93.0%		
	EUV-150S048ST/SV	0 ~ 3.13	48	93.0%		
	EUV-150S054ST/SV	0 ~ 2.78	54	93.0%		
	EUV-150S012STA/SVA/DTA/DVA	0 ~ 12.50	12	90.0%	89,000 Tc= 70°C	201(180) × 67.5 × 36.5
	EUV-150S024STA/SVA/DTA/DVA	0 ~ 6.25	24	90.5%		
200	EUV-200S012ST/SV	0 ~ 15.00	12	91.0%	95,200 Tc= 60°C	226(199) × 67.5 × 39.5
	EUV-200S024ST/SV	0 ~ 8.33	24	92.0%		
	EUV-200S036ST/SV	0 ~ 5.56	36	92.0%		
	EUV-200S042ST/SV	0 ~ 4.76	42	92.5%		
	EUV-200S048ST/SV	0 ~ 4.17	48	92.5%		
	EUV-200S054ST/SV	0 ~ 3.70	54	92.5%		
250	EUV-250S012ST/SV	0 ~ 18.33	12	91.5%	59,400 Tc= 60°C	251(224) × 90 × 37
	EUV-250S024ST/SV	0 ~ 10.41	24	92.0%		
	EUV-250S028ST/SV	0 ~ 8.93	28	92.0%		
	EUV-250S036ST/SV	0 ~ 6.94	36	92.5%		
	EUV-250S042ST/SV	0 ~ 5.95	42	92.5%		
	EUV-250S048ST/SV	0 ~ 5.20	48	93.0%		
	EUV-250S054ST/SV	0 ~ 4.62	54	93.5%		
300	EUV-300S012ST/SV	0 ~ 22.90	12	91.5%	58,000 Tc= 60°C	251(224) × 98 × 44.5
	EUV-300S024ST/SV	0 ~ 12.50	24	91.0%		
	EUV-300S028ST/SV	0 ~ 10.71	28	91.5%		
	EUV-300S036ST/SV	0 ~ 8.33	36	92.0%		
	EUV-300S042ST/SV	0 ~ 7.14	42	92.0%		
	EUV-300S048ST/SV	0 ~ 6.25	48	92.5%		
	EUV-300S054ST/SV	0 ~ 5.56	54	93.0%		
600	EUV-600S048SV	0 ~ 12.50	48	92.5%	106,000 Tc= 70°C	275(250) × 144 × 48.5
	EUV-600S054SV	0 ~ 11.20	54	93.0%		



### Inventronics Advantages

- High Efficiency up to 93.5%
- Constant Output Voltage
- Input Voltage Range Up to: 90 ~ 305Vac
- No-Load Power < 0.5W
- Excellent Thermal Performance up to 50°C Ambient Temperature
- Input Surge Protection: DM 2kV
- All-Around Protection: OCP, OVP, OTP, SCP
- Isolated Plastic Case
- Class II
- SELV Output
- 5-Year Warranty

### About LUV

Inventronics LUV series are constant voltage LED drivers with plastic enclosures. These drivers function within an input range of 90-305Vac, are class II drivers with excellent power factor. They are well-suited for use with LED strips, architectural, decorative, and signature lighting applications.

### Safety Certifications



### Power Levels

100W 150W

Output Power (W)	Model No.	Output Current Range (mA)	Output Voltage (Vdc)	Eff. @ 220Vac	Lifetime (hours)	Dimensions (LxWxH)(mm)
100	LUV-100S012SF	0 ~ 8340	12	92.0%	120,000 Tc=70°C	161 x 58.5 x 37.5
	LUV-100S024SF	0 ~ 4170	24	91.5%		
	LUV-100S036SF	0 ~ 2780	36	92.0%		
	LUV-100S048SF	0 ~ 2090	48	93.0%		
150	LUV-150S012SF	0 ~ 12500	12	91.0%	120,000 Tc=70°C	161 x 58.5 x 37.5
	LUV-150S024SF	0 ~ 6250	24	92.0%		
	LUV-150S036SF	0 ~ 4170	36	92.0%		
	LUV-150S048SF	0 ~ 3130	48	93.0%		



### Inventronics Advantages

- Inventronics Patented Metal Case
- High Efficiency (Up to 92.5%)
- Full Power at Wide Output Current Range (Constant Power)
- Input Voltage Range: 90 ~ 305Vac
- Adjustable Output Current (AOC) with Potentiometer (Sx)
- Adjustable Output Current (AOC) with Programmability (Dx)
- Dim-to-Low-Voltage (DTLV) with Standby Power  $\leq 0.5W$  (Function Selectable)
- Input Surge Protection: DM 6kV, CM 6kV
- All-Around Protection: OVP, SCP, OTP
- IP65 and UL Dry / Damp / Wet Location
- SELV Output
- TYPE HL, for Use in a Class I, Division 2 Hazardous (Classified) Location
- 5-Year Warranty

### Dimming Functions

Isolated 0-10V / 10V PWM / 3-Timer-Modes Dimmable (Dx Models)

### Safety Certifications



### Power Levels

160W 250W 320W

### About EUR

Inventronics EUR Series offers a unique, circular shape making them easier to install while providing a more sleek, streamlined appearance. They are available in packages accommodating ring or hook mounting and three different case colors to fit perfectly with any lighting fixture. The EUR Series is available in both dimming and non-dimming models with programmable or adjustable output currents and longer lifetimes.

### Accessories for EUR (160W/250W)



BLT-M1000

### Accessories for EUR (320W)



BLT-M1200



HKK-D1500

Output Power (W)	Model No.	Full-power Current Range(mA)	Output Voltage Range (Vdc)	Eff. @ 220Vac	Lifetime (hours)	Dimensions (∅ x H)(mm)
160	EUR-160S420Dx/Sx ①	3000 ~ 4200	34 ~ 54	91.5%	98,000 Tc= 70°C	∅ 130 x 62
250	EUR-250S670Dx/Sx	4600 ~ 6700	34 ~ 54	92.0%	106,000 Tc= 70°C	∅ 145 x 66.5
320	EUR-320S460Dx/Sx	3220 ~ 4600	35 ~ 100	92.5%	75,000 Tc= 70°C	∅ 190 x 79.6
	EUR-320S670Dx/Sx	4690 ~ 6700	24 ~ 68	92.5%		

① : x=G are UL Recognized, ENEC and CCC, etc. models; x=T are UL Class P models.





### Inventronics Advantages

- Adjustable Output Current (AOC) with NFC
- Full Power at Wide Output Current Range (Constant Power)
- Input Voltage Range: 90 ~ 305Vac
- Flicker-Free
- Input Surge Protection: DM 2kV, CM 2kV
- IP54 and UL Dry & Damp Location
- Class 2 & SELV Output Models Available
- UL Class P
- Suitable for Class I Luminaires
- 5-Year Warranty

### Dimming Functions

Isolated 0-10V (DT Models)

### About LUN

Inventronics LUN series introduces wireless programming for an easier installation process without utilizing connection leads and a wide range of constant-power output currents. They provide even more design flexibility with models offering flicker-free isolated 0-10V dimming down to 5% and UL Class P models. The LUN series are IP54 rated and deliver built-in surge protection and long lifetimes.

### Safety Certifications



### Power Levels

42W

Output Power (W)	Model No.	Full-power Current Range(mA)	Output Voltage Range (Vdc)	Eff. @ 220Vac	Lifetime (hours)	Dimensions (LxWxH)(mm)
42	LUN-042S105DT/ST ★	780 ~ 1050	20 ~ 54	87.5%	87,000 Tc= 70°C	95 x 70 x 32
	LUN-042S150DT/ST ★	1050 ~ 1500	14 ~ 40	86.0%		

★ : Class 2 Model





### Inventronics Advantages

- Three Independent Output Channels and Independent Dimming
- Independent Dimming and Dim-to-Off  $\leq 0.5W$
- Power Transfer Settable When 100W Channel is Off Status
- Ultra High Efficiency (Up to 95.0%)
- Input Voltage Range: 90 ~ 305Vac
- Full Power at Wide Output Current Range (Constant Power)
- Adjustable Output Current (AOC) with Programmability
- Maximum Dimming Level with 9V or 10V Selectable
- Fade Time Adjustable
- Always-on Auxiliary Power: 12Vdc, 250mA
- Low Inrush Current
- Output Lumen Compensation
- End-of-Life Indicator
- Input Surge Protection: DM 6kV, CM 10kV
- All-Around Protection: IOVP, IUVP, OVP, SCP, OTP
- Hot-Plugging Protection
- Parallel LED Protection
- IP66 / IP67 and UL Dry / Damp / Wet Location
- TYPE HL, for Use in a Class I, Division 2 Hazardous (Classified) Location
- 5-Year Warranty

### About EUM-1K0T

Inventronics 1000W multiple channels products support 3-channel luminaires and can adjust the current separately. It provides an auxiliary voltage and dim-to-off functionality for powering low voltage, and wireless controls. Meanwhile, this series provides power transfer function when 100W channel is dimmed to off.

### Dimming Functions

- Isolated 0-10V / PWM / 3-Timer-Modes Dimmable
- INV Digital Dimming, UART Based Communication Protocol
- Dim-to-Off with Standby Power

### Safety Certifications



### Power Levels

1000W

Model No.	Channel	Output Power (W)	Full-power Current Range(mA)	Output Voltage Range (Vdc)	Eff.@ 220Vac	Lifetime (hours)	Dimensions (LxWxH)(mm)
EUM-1K0T14AMx①	1	700	13000 ~ 14500	34 ~ 54	95.0%	100,000 Tc=70°C	359(334) x 144 x 48.5
	2	200	3700 ~ 5500	22 ~ 54			
	3	100	1850 ~ 2100	34 ~ 54			

① : x = G are UL Recognized, CE, etc. models; x = T are UL Recognized, CE(built-in-use), etc. models.



### Inventronics Advantages

- High Efficiency (Up to 95.0%)
- Full Power at Wide Output Current Range (Constant Power)
- Adjustable Output Current (AOC) with Programmability
- Input Voltage Range: 249 ~ 528Vac
- Output Lumen Compensation
- End-of-Life Indicator
- Input Surge Protection: DM 6kV, CM 10kV
- All-Around Protection: OVP, SCP, OTP
- IP66 / IP67 and UL Dry / Damp / Wet Location
- TYPE HL, for Use in a Class I, Division 2 Hazardous (Classified) Location
- 5-Year Warranty

### About ESM-Dx

The ESM-Dx series utilizes a cost-optimized design, compact housing, and design flexibility without sacrificing quality, performance, or surge protection. They operate at 249-528Vac and deliver versatility with a programmable output current without the need to power the driver and isolated dimming controls. The ESM-Dx series are reliable and rugged with an IP66/IP67 rating and long lifetimes. The DG series provides a global cable to reduce inventory SKUs, the DT Series are UL Class P recognized to offer a solution for a wide range of applications and regions.

### Dimming Functions

Isolated 1-10V / 10V PWM / 3-Timer-Modes Dimmable

### Safety Certifications




### Power Levels

75W 100W 150W 240W 320W

Output Power (W)	Model No.	Full-power Current Range(mA)	Output Voltage Range (Vdc)	Eff. @ 480Vac	Lifetime (hours)	Dimensions (LxWxH)(mm)
75	ESM-075S105Dx	700 ~ 1050	36 ~ 107	91.0%	102,000 Tc=70°C	142(125) x 67.5 x 38.5
	ESM-075S150Dx	1050 ~ 1500	25 ~ 72	89.5%		
	ESM-075S210Dx★	1400 ~ 2100	18 ~ 54	89.0%		
100	ESM-100S105Dx	700 ~ 1050	48 ~ 143	92.0%	120,000 Tc=70°C	148(131) x 67.5 x 38.5
	ESM-100S150Dx	1050 ~ 1500	34 ~ 95	91.5%		
	ESM-100S280Dx★	1750 ~ 2800	17 ~ 54	90.0%		
150	ESM-150S105Dx	700 ~ 1050	72 ~ 214	93.5%	105,000 Tc= 70°C	178(161) x 67.5 x 38.5
	ESM-150S150Dx	1050 ~ 1500	50 ~ 143	93.0%		
	ESM-150S210Dx	1400 ~ 2100	36 ~ 107	93.0%		
	ESM-150S420Dx	2800 ~ 4200	18 ~ 54	91.5%		
240	ESM-240S105Dx	700 ~ 1050	115 ~ 343	94.5%	100,000 Tc= 70°C	218(201) x 67.5 x 38.5
	ESM-240S150Dx	1050 ~ 1500	80 ~ 229	94.0%		
	ESM-240S350Dx	2150 ~ 3500	35 ~ 111	94.0%		
	ESM-240S670Dx	4200 ~ 6700	18 ~ 57	93.0%		
320	ESM-320S105Dx	700 ~ 1050	153 ~ 457	95.0%	104,000 Tc= 70°C	243(224) x 80 x 44.5
	ESM-320S150Dx	1050 ~ 1500	107 ~ 305	95.0%		
	ESM-320S250Dx	1750 ~ 2500	64 ~ 183	95.0%		
	ESM-320S500Dx	2850 ~ 5000	32 ~ 112	94.5%		
	ESM-320S760Dx	5350 ~ 7600	21 ~ 60	93.5%		

★ : Class 2 Model



## Inventronics Advantages

- High Efficiency (Up to 96.5%)
- Full Power at Wide Output Current Range (Constant Power)
- Adjustable Output Current (AOC) with Programmability
- Input Voltage Range: 249 ~ 528Vac
- Minimum Dimming Level with 5% or 10% Selectable
- Maximum Dimming Level with 9V or 10V Selectable
- Fade Time Adjustable
- Always-on Auxiliary Power: 12Vdc, 250mA, 3W (Transient Peak Power up to 10W)
- Low Inrush Current
- Output Lumen Compensation
- End-of-Life Indicator
- Input Surge Protection: DM 6kV, CM 10kV
- All-Around Protection: IUVP, IOVP, OVP, SCP, OTP
- IP66 / IP67 and UL Dry / Damp / Wet Location
- TYPE HL, for Use in a Class I, Division 2 Hazardous (Classified) Location
- 5-Year Warranty

## Dimming Functions

- Isolated 0-10V / PWM / 3-Timer-Modes Dimmable
- INV Digital Dimming, UART Based Communication Protocol
- Dim-to-Off with Low Standby Power

## Safety Certifications



## Power Levels

150W 240W 320W 480W 680W 880W 1200W

## ESM-MGS Version Features

- Panel Mount Connectors Facilitate Installation
- Brackets Accommodates Variety of Hanging Applications

## About ESM-Mx


The ESM-Mx family are high input voltage Controls-Ready drivers offering OEMs a cost-optimized solution. They provide design flexibility with full power at a wide output current range. Their Controls-Ready features such as Dim-to-Off and an Always-On Auxiliary Power of 12Vdc, 250mA with a transient peak up to 10W to better power occupancy and daylight sensors. The ESM-Mx operates on a vast array of lighting control networks via a 0-10V dimming input. These IP66/IP67 drivers have industry-leading built-in surge protection and longer lifetimes for harsh environmental applications. They provide the added convenience of UL Class P (MT series) and models with a global cable to reduce inventory SKUs (MG series).

## About ESM-MGS

The ESM-MGS provides the added convenience of the panel mount connection with brackets for easier installation. They provide design flexibility with full power at a wide output current range. Their Controls-Ready features such as Dim-to-Off and an Always-On Auxiliary Power of 12Vdc, 250mA with a transient peak up to 10W to better power occupancy and daylight sensors.

Output Power (W)	Model No.	Full-power Current Range(mA)	Output Voltage Range (Vdc)	Eff. @ 480Vac	Lifetime (hours)	Dimensions (LxWxH)(mm)
150	ESM-150S105Mx	700 ~ 1050	72 ~ 214	93.5%	100,000 Tc=70°C	178(161)x 76.5x 38.5
	ESM-150S150Mx	1050 ~ 1500	50 ~ 143	93.0%		
	ESM-150S210Mx	1400 ~ 2100	36 ~ 107	92.5%		
	ESM-150S420Mx	2800 ~ 4200	18 ~ 54	92.0%		
240	ESM-240S105Mx	700 ~ 1050	115 ~ 343	94.0%	106,000 Tc= 70°C	218(201) x 76.5 x 38.5
	ESM-240S150Mx	1050 ~ 1500	80 ~ 229	93.5%		
	ESM-240S350Mx	2150 ~ 3500	35 ~ 111	93.0%		
	ESM-240S670Mx	4200 ~ 6700	18 ~ 57	92.5%		
320	ESM-320S105Mx	700 ~ 1050	153 ~ 457	95.0%	105,000 Tc= 70°C	243(224) x 85 x 44.5
	ESM-320S150Mx	1050 ~ 1500	107 ~ 305	94.5%		
	ESM-320S250Mx	1750 ~ 2500	64 ~ 183	94.5%		
	ESM-320S500Mx	2850 ~ 5000	32 ~ 112	94.0%		
	ESM-320S760Mx	5350 ~ 7600	21 ~ 60	94.0%		
480	ESM-480S140Mx	1050 ~ 1400	171 ~ 457	95.5%	100,000 Tc=70°C	262(243) x 90 x 43.5
	ESM-480S280Mx	2100 ~ 2800	86 ~ 228	95.5%		
	ESM-480S420Mx	3150 ~ 4200	57 ~ 152	95.0%		
	ESM-480S560Mx	4350 ~ 5600	43 ~ 110	95.0%		
	ESM-480S10AMx	8600 ~ 10000	24 ~ 56	95.0%		
680	ESM-680S170Mx/MGS	1250 ~ 1700	200 ~ 544	96.0%	102,000 Tc= 70°C	Mx: 275(250) x 135 x 46 MGS: 300(275) x 151 x 46
	ESM-680S240Mx/MGS	1800 ~ 2400	141.5 ~ 378	95.5%		
	ESM-680S350Mx/MGS	2600 ~ 3500	97.1 ~ 262	95.5%		
	ESM-680S560Mx/MGS	4200 ~ 5600	60.7 ~ 163	95.5%		
	ESM-680S840Mx/MGS	6300 ~ 8400	40.4 ~ 108	95.5%		
	ESM-680S15AMx/MGS	12600 ~ 15000	22.6 ~ 54	94.5%		
880	ESM-880S280Mx/MGS	1950 ~ 2800	157 ~ 452	96.0%	100,000 Tc= 70°C	Mx: 275(250)x144 x 48.5 MGS: 300(275) x 160 x 48.5
	ESM-880S420Mx/MGS	3000 ~ 4200	104 ~ 294	95.5%		
	ESM-880S700Mx/MGS	4900 ~ 7000	63 ~ 180	96.0%		
	ESM-880S11AMx/MGS	8000 ~ 11500	38 ~ 110	95.0%		
	ESM-880S20AMx/MGS	16300 ~ 20000	22 ~ 54	95.5%		
1200	ESM-1K2S350Mx/MGS	2600 ~ 3500	171 ~ 462	96.5%	101,000 Tc= 70°C	Mx: 310(285) x 141 x 48.5 MGS: 330(305) x 166.5 x 49.5
	ESM-1K2S525Mx/MGS	3950 ~ 5250	114 ~ 304	96.0%		
	ESM-1K2S740Mx/MGS	5550 ~ 7400	81 ~ 217	96.5%		





### Common Features

- High Efficiency (Up to 96.0%)
- Full Power at Wide Output Current Range (Constant Power)
- Adjustable Output Current (AOC) with NFC
- Input Voltage Range: 249 ~ 528Vac
- Low Inrush Current
- Integrated Power Metering with High Accuracy Up to ±1%
- Output Lumen Compensation
- End-of-Life Indicator
- Thermal Sensing and Protection for LED Module
- Input Surge Protection: DM 6kV, CM 10kV
- All-Around Protection: IUVP, IOVP, OVP, SCP, OTP
- IP66 / IP67 and UL Dry / Damp / Wet Location
- TYPE HL, for Use in a Class I, Division 2 Hazardous (Classified) Location
- 5-Year Warranty

### ESM-Lx Version Features

- INV Digital Dimming, UART Based Communication Protocol Compliant with T/CSA-051
- Always-on Auxiliary Power: 12Vdc, 250mA, 3W (Transient Peak Power up to 10W)

### ESM-Bx Version Features

- DALI-2 and D4i Certified
- Integrated 16Vdc Bus Power Supply based on DALI-2
- Always-on Auxiliary Power: 24Vdc, 125mA, 3W (Transient Peak Power up to 10W)

### Dimming Functions

- Dim-to-Off with Low Standby Power
- Isolated 0-10V / PWM / 3-Timer-Modes Dimmable (Lx Models)
- DALI-2 / 3-Timer-Modes (Bx Models)

### Safety Certifications



### Power Levels

100W 150W 240W 320W 480W 680W

## About EUM-Lx

The ESM-Lx series are high input voltage LED drivers that operate on a vast array of lighting control networks via the 0-10V dimming input. They provide OEMs with reduced production and labor costs and increased time savings with wireless programming via NFC. The ESM-Lx series is Controls-Ready with Dim-to-Off and Always-On Auxiliary Power of 12Vdc, 250mA with a transient peak up to 10W. They also provide the added convenience of integrated power monitoring allowing users to measure energy consumption.

For even more convenience, they provide two-way communication via Inventronics proprietary digital dimming providing health monitoring capabilities. These IP66 & IP67 LED driver series have industry-leading built-in surge protection and provide the added convenience of UL Class P models (LT Series) and models with a Global cable to help reduce inventory SKUs (LG Series).

## About EUM-Bx

The ESM-Bx series is DALI-2 D4i certified which allows the tracking and monitoring of health diagnostics for LED drivers, provides plug-and-play controls, and standardizes intra-luminaire designs. They are extremely flexible with wireless programmability via Near Field Communication (NFC) to help OEMs streamline production and simplify installation. The ESM-Bx series is Controls-Ready with Dim-to-Off and Always-On Auxiliary Power of 24Vdc, 125mA with a transient peak up to 10W. They also provide the added convenience of integrated power monitoring allowing users to measure energy consumption. The BG models utilize globally accepted cables that help reduce SKUs, the BT models provide UL Class P certification.

Output Power (W)	Model No.	Full-power Current Range(mA)	Output Voltage Range (Vdc)	Eff. @ 480Vac	Lifetime (hours)	Dimensions (LxWxH)(mm)
100	ESM-100S105Bx	700 – 1050	48 ~ 143	92.0%	100,000 Tc=70°C	148(131) x 76.5 x 38.5
	ESM-100S150Bx	1050 – 1500	34 ~ 95	91.5%		
	ESM-100S280Bx	1750 – 2800	17 ~ 54	90.5%		
150	ESM-150S105Bx	700 – 1050	72 ~ 214	93.0%	100,000 Tc=70°C	178(161) x 76.5 x 38.5
	ESM-150S150Bx	1050 – 1500	50 ~ 143	93.0%		
	ESM-150S210Bx	1400 – 2100	36 ~ 107	92.5%		
	ESM-150S420Bx	2800 – 4200	18 ~ 54	92.0%		
240	ESM-240S105Lx/Bx	700 – 1050	115 ~ 343	94.0%	106,000 Tc=70°C	218(201) x 76.5 x 38.5
	ESM-240S150Lx/Bx	1050 – 1500	80 ~ 229	93.5%		
	ESM-240S350Lx/Bx	2150 – 3500	35 ~ 111	93.0%		
	ESM-240S670Lx/Bx	4200 – 6700	18 ~ 57	92.5%		
320	ESM-320S105Lx/Bx	700 – 1050	153 ~ 457	95.0%	105,000 Tc=70°C	243(224) x 85 x 44.5
	ESM-320S150Lx/Bx	1050 – 1500	107 ~ 305	94.5%		
	ESM-320S250Lx/Bx	1750 – 2500	64 ~ 183	94.5%		
	ESM-320S500Lx/Bx	2850 – 5000	32 ~ 112	94.0%		
	ESM-320S760Lx/Bx	5350 – 7600	21 ~ 60	94.0%		
480	ESM-480S140BG	1050 – 1400	171 ~ 457	95.0%	100,000 Tc=70°C	262(243) x 90 x 43.5
	ESM-480S280BG	2100 – 2800	86 ~ 228	94.0%		
	ESM-480S420BG	3150 – 4200	57 ~ 152	95.0%		
	ESM-480S560BG	4350 – 5600	43 ~ 110	94.5%		
	ESM-480S10ABG	8600 – 10000	24 ~ 56	94.5%		
680	ESM-680S170BG	1250 – 1700	200 ~ 544	96.0%	102,000 Tc=70°C	275(250) x 135x 46
	ESM-680S240BG	1800 – 2400	141.5 ~ 378	95.5%		
	ESM-680S350BG	2600 – 3500	97.1 ~ 262	95.5%		
	ESM-680S560BG	4200 – 5600	60.7 ~ 163	95.5%		
	ESM-680S840BG	6300 – 8400	40.4 ~ 108	95.5%		
	ESM-680S15ABG	12600 – 15000	22.6 ~ 54	94.5%		





## Inventronics Advantages

---

- Three Independent Output Channels and Independent Dimming
- Independent Dimming and Dim-to-Off
- Power Transfer Settable When 100W Channel is Off Status (1K0D)
- 135W Channel Power Transfer (Optional) (1K2T Model)
- Ultra High Efficiency (Up to 95.0%)
- Input Voltage Range: 249 ~ 528Vac
- Full Power at Wide Output Current Range (Constant Power)
- Adjustable Output Current (AOC) with Programmability
- Maximum Dimming Level with 9V or 10V Selectable
- Fade Time Adjustable
- Always-on Auxiliary Power: 12Vdc, 250mA
- Low Inrush Current
- Output Lumen Compensation
- End-of-Life Indicator
- Input Surge Protection: DM 6kV, CM 10kV
- All-Around Protection: IOVP, IUVP, OVP, SCP, OTP
- Hot-Plugging Protection
- Parallel LED Protection
- IP66 / IP67 and UL Dry / Damp / Wet Location
- TYPE HL, for Use in a Class I, Division 2 Hazardous (Classified) Location
- 5-Year Warranty

## About ESM-1K0D/1K2T

---

Inventronics 1000W/1200W products with multiple channels support 2/3-channel luminaires, allowing separate adjustment of current for each channel. These products also offer auxiliary voltage and Dim-to-Off functionality for powering low-voltage wireless controls. Additionally, they feature a power transfer function when a 100W channel is dimmed to off.

## Dimming Functions

---

- Isolated 0-10V/PWM/3-Timer-Modes Dimmable
- INV Digital Dimming, UART Based Communication Protocol
- Dim-to-Off with Standby Power

## Safety Certifications

---



## Power Levels

---

1000W 1200W

Model No.	Channel	Output Power (W)	Full-power Current Range(mA)	Output Voltage Range (Vdc)	Eff. @ 220Vac	Lifetime (hours)	Dimensions (LxWxH)(mm)
ESM-1K0D610Mx ①	1	900	4600 ~ 6100	110 ~ 195	94.5%	119,000 Tc=70°C	349(324) x 144 x 48.5
	2	100	1850 ~ 2100	34 ~ 54			

Model No.	Channel	Output Power (W)	Full-power Current Range(mA)	Output Voltage Range (Vdc)	Eff. @ 480Vac	Lifetime (hours)	Dimensions (LxWxH)(mm)
ESM-1K2T570Mx	1	930	4600 ~ 5700	81 ~ 202	95.0%	120,000 Tc=70°C	379(354) x 144 x 48.5
ESM-1K2T570Mx	2	135	1850 ~ 2100	45 ~ 73	95.0%		
ESM-1K2T570Mx	3	135	1850 ~ 2100	45 ~ 73	95.0%		

① : x = G are UL recognized, ENEC, etc. models; x = T are UL recognized, etc. models.



### Common Features

- High Efficiency (Up to 96.0%)
- Full Power at Wide Output Current Range (Constant Power)
- Adjustable Output Current (AOC) with Programmability
- Input Voltage Range: 249 ~ 528Vac
- Fade Time Adjustable
- Output Lumen Compensation
- End-of-Life Indicator
- TYPE HL, for Use in a Class I, Division 2 Hazardous (Classified) Location
- Input Surge Protection Up to: DM 6kV, CM 10kV
- 5-Year Warranty

### About SSM

The SSM family are slim products for the horticulture industry and other applications requiring a linear form factor with an input voltage range of 249-528Vac. They provide high efficiency to reduce electricity consumption.

### Safety Certifications



### Power Levels

220W 330W 440W 760W 1000W 1500W

### 220W, 330W, 440W Features

- 43.5mm Width
- Maximum Dimming Level with 9V or 10V Selectable
- Dim-to-Off with Standby Power (MF Models)
- Dim-to-Low-Voltage (DTLV) with Standby Power (HF Models)
- Isolated 0-10V / 10V PWM / 3-Timer-Modes
- Always-on Auxiliary Power: 12Vdc, 250mA (MF Models)
- Low Inrush Current (Above 220W)
- IP65 and UL Dry / Damp
- All-Around Protection: OVP, SCP, OTP

### 760W, 1000W, 1500W Features

- 90mm Width
- Maximum Dimming Level with 9V or 10V Selectable
- Minimum Dimming Level with 5% or 10% Selectable
- INV Digital Dimming, UART Based Communication Protocol
- Isolated 0-10V / PWM / 3-Timer-Modes
- Always-on Auxiliary Power: 12Vdc, 250mA
- Dim-to-Off with Standby Power
- Hot-plugging Protection
- Parallel LED Protection
- IP66 / IP67 and UL Dry / Damp / Wet Location
- All-Around Protection: IOVP, IUVP, OVP, SCP, OTP

Output Power (W)	Model No.	Full-power Current Range(mA)	Output Voltage Range (Vdc)	Eff. @ 480Vac	Lifetime (hours)	Dimensions (LxWxH)(mm)
220	SSM-220S530Mx/HF	4100 – 5300	34 – 54	94.5%	116,000 Tc=70°C	MF/HF: 336(312) × 43.5 × 31.5 MG/MT: 346(322) × 43.5 × 31.5
330	SSM-330S690Mx/HF	6100 – 6900	34 – 54	Mx: 95.0% HF: 94.5%	108,000 Tc=70°C	MF/HF: 416(392) × 43.5 × 31.5 MG/MT: 426(402) × 43.5 × 31.5
440	SSM-440S920Mx/HF	8200 – 9200	34 – 54	95.0%	108,000 Tc=70°C	MF/HF: 426(402) × 43.5 × 31.5 MG/MT: 436(412) × 43.5 × 31.5
760	SSM-760S15AMx①	14000 – 15800	34 – 54	95.0%	111,000 Tc=70°C	379(354) × 90 × 48.5
1000	SSM-1K0S400Mx	3200 – 4000	175 – 312	96.0%	100,000 Tc=70°C	414(389) × 90 × 48.5
	SSM-1K0S840Mx	6720 – 8400	84 – 149	95.5%	100,000 Tc=70°C	414(389) × 90 × 48.5
	SSM-1K0S21AMx	18500 – 21000	34 – 54	96.0%	100,000 Tc=70°C	414(389) × 90 × 48.5
1500	SSM-1K5S600Mx	4000 – 6000	175 – 375	96.0%	100,000 Tc=70°C	489(464) × 90 × 48.5
	SSM-1K5S12AMx	10000 – 12500	84 – 180	95.5%	100,000 Tc=70°C	489(464) × 90 × 48.5
	SSM-1K5S31AMx	28000 – 31500	34 – 54	96.0%	100,000 Tc=70°C	489(464) × 90 × 48.5

① : x = G are UL Recognized, CE, etc. models; x = T are UL Recognized, CE(built-in-use), etc. models.





## Common Features

- Ultra High Efficiency (Up to 95%)
- Full Power at Wide Output Current Range (Constant Power)
- Input Voltage Range: 249 ~ 528Vac
- Adjustable Output Current (AOC) with Programmability
- INV Digital Dimming, UART Based Communication Protocol
- Minimum Dimming Level with 5% or 10% Selectable
- Maximum Dimming Level with 9V or 10V Selectable
- Fade Time Adjustable
- Always-on Auxiliary Power: 12Vdc, 250mA
- Low Inrush Current
- Output Lumen Compensation
- End-of-Life Indicator
- Hot-plugging Protection
- Parallel LED Protection
- Input Surge Protection: DM 6kV, CM 10kV
- All-Around Protection: IOVP, IUVP, OVP, SCP, OTP
- TYPE HL, for Use in a Class I, Division 2 Hazardous(Classified) Location
- 5-Year Warranty

## SSM-MGS Version Features

- Panel Mount Connectors Facilitate Installation
- IP66/IP67 and UL Dry/Damp/Wet Location

## SSM-MGR Version Features

- Panel Mount Connectors Facilitate Installation
- Rotary Switch+RJ12 Connector
- IP66 and UL Dry/Damp/Wet Location

## About SSM-MGS/MGR

The SSM-MGS/MGR series is a constant-current, programmable, and LED driver that operates from 249-528Vac input with excellent power factor. Created for many lighting applications including high mast, sports, UV-LED, aquaculture, and horticulture, etc. It offers panel mount connectors for easy installation, a rotary switch, an RJ12 connector, and Dim-to-Off functionality. The dimming control supports 0-10V dimming as well as two-way communication via Digital Dimming, a UART based communication protocol. The high efficiency of these drivers and compact metal case enables them to run cooler, significantly improving reliability and extending product life. To ensure trouble-free operation, protection is provided against input surge, input under voltage, input over voltage, output over voltage, short circuit, and over temperature.

## Dimming Functions

- Isolated 0-10V/PWM/Resistor/3-Timer-Modes Dimmable
- Dim-to-Off


## Safety Certifications



## Power Levels

760W    1000W

Output Power (W)	Model No.	Full-power Current Range(mA)	Output Voltage Range (Vdc)	Eff.@ 480Vac	Lifetime (hours)	Dimensions (L×W×H)(mm)
760	SSM-760S15AMGS	14000 ~ 15800	34 ~ 54	95.0%	111,000 Tc=70°C	415(390) × 108 × 48.5
	SSM-760S15AMGR	14000 ~ 15800	34 ~ 54	95.0%	111,000 Tc=70°C	415(390) × 108 × 48.5
1000	SSM-1K0S400MGS	3200 ~ 4000	175 ~ 312	96.0%	100,000 Tc=70°C	450(425) × 108 × 48.5
	SSM-1K0S840MGS	6720 ~ 8400	84 ~ 149	95.5%		
	SSM-1K0S20AMGS	18500 ~ 20000	34 ~ 54	96.0%		
	SSM-1K0S400MGR	3200 ~ 4000	175 ~ 312	96.0%	100,000 Tc=70°C	450(425) × 108 × 48.5
	SSM-1K0S840MGR	6720 ~ 8400	84 ~ 149	95.5%		
	SSM-1K0S20AMGR	18500 ~ 20000	34 ~ 54	96.0%		



### Inventronics Advantages

- High Efficiency (Up to 95.0%)
- Full Power at Wide Output Current Range (Constant Power)
- Adjustable Output Current (AOC) with Programmability
- Thermal Sensing and Protection for LED Module
- Input Voltage Range: 249 ~ 528Vac
- Always-on Auxiliary Power: 12Vdc, 200mA
- Output Lumen Compensation
- Input Surge Protection Up to: DM 6kV, CM 10kV
- All-Around Protection: OVP, SCP, OTP
- IP67 and UL Dry / Damp / Wet Location
- TYPE HL, for Use in a Class I, Division 2 Hazardous (Classified) Location
- 5-Year Warranty

### Dimming Functions

- 0-10V / PWM / 3-Timer-Modes
- Dim-to-Off with Standby Power ≤ 1.5W

### Safety Certifications



### Power Levels

150W 240W 320W 480W 600W

### About ESD

Inventronics high input voltage, programmable ESD family comprises the broadest portfolio of high-power LED drivers in the industry that operates from 277Vac to 480Vac. These Controls-Ready drivers offer multiple dimming capabilities and programmability providing more project flexibility, better energy savings and more convenience.



Output Power (W)	Model No.	Full-power Current Range(mA)	Output Voltage Range (Vdc)	Eff. @ 480Vac	Lifetime (hours)	Dimensions (LxWxH)(mm)
150	ESD-150S105DT	700 ~ 1050	75 ~ 214	94.5%	99,000 Tc= 70°C	242(221) x 67.5 x 39.7
	ESD-150S210DT	1400 ~ 2100	38 ~ 107	94.0%		
	ESD-150S350DT	2450 ~ 3500	22 ~ 61	93.0%		
	ESD-150S560DT	3850 ~ 5600	14 ~ 39	93.0%		
240	ESD-240S100DT	700 ~ 1000	120 ~ 343	94.0%	114,000 Tc= 70°C	262(241) x 67.5 x 39.7
	ESD-240S150DT	1050 ~ 1500	80 ~ 229	93.5%		
	ESD-240S220DT	1540 ~ 2200	55 ~ 156	93.0%		
	ESD-240S320DT	2240 ~ 3200	38 ~ 107	93.0%		
	ESD-240S460DT	3220 ~ 4600	27 ~ 75	93.0%		
	ESD-240S660DT	4620 ~ 6600	19 ~ 52	92.5%		
320	ESD-320S150DT/DV	1050 ~ 1500	107 ~ 305	94.0%	120,000 Tc= 70°C	261(234) x 98 x 44.8
	ESD-320S220DT/DV	1540 ~ 2200	73 ~ 208	94.5%		
	ESD-320S310DT/DV	2170 ~ 3100	52 ~ 148	94.0%		
	ESD-320S440DT/DV	3080 ~ 4400	37 ~ 104	94.0%		
	ESD-320S620DT/DV	4340 ~ 6200	26 ~ 74	93.5%		
480	ESD-480S140DT/DV	1050 ~ 1400	171 ~ 457	95.0%	102,000 Tc= 70°C	262(235) x 125 x 43.5
	ESD-480S280DT/DV	2100 ~ 2800	86 ~ 228	94.5%		
	ESD-480S420DT/DV	3150 ~ 4200	57 ~ 152	94.0%		
	ESD-480S560DT/DV	4350 ~ 5600	43 ~ 110	93.5%		
	ESD-480S10ADT/DV	7500 ~ 10000	24 ~ 64	93.5%		
600	ESD-600S170DT/DV	1360 ~ 1700	176 ~ 441	95.0%	101,000 Tc= 70°C	276(250) x 144 x 48.5
	ESD-600S210DT/DV	1680 ~ 2100	143 ~ 357	95.0%		
	ESD-600S280DT/DV	2240 ~ 2800	108 ~ 268	94.5%		
	ESD-600S420DT/DV	3360 ~ 4200	72 ~ 178	95.0%		
	ESD-600S560DT/DV	4480 ~ 5600	54 ~ 134	95.0%		
	ESD-600S740DT/DV	5920 ~ 7400	41 ~ 101	94.5%		
	ESD-600S980DT/DV	7840 ~ 9800	31 ~ 76	94.0%		
	ESD-600S12ADT/DV	10000 ~ 12500	24 ~ 60	94.0%		



### Common Features

- Input Voltage Range: 249 ~ 528Vac
- Non-Isolated Class I driver
- Low Residual Output Voltage < 2kV
- No Afterglow
- Ultra High Efficiency (Up to 98.0%)
- Full Power at Wide Output Current Range (Constant Power)
- Adjustable Output Current (AOC) with NFC
- Adjustable Dimming Curve
- Hold Time Adjustable
- Fade Time Adjustable
- Always-on Auxiliary Power: 12Vdc, 250mA (Except DMX-RDM mode)
- Minimum Dimming Level Supports 0.1% for DALI-2 and DMX-RDM, 1% for Others (Gx Model)
- Controls Up to 44 fps
- Integrated Power Metering with High Accuracy up to ±1%
- Low Inrush Current
- Output Lumen Compensation
- End-of-Life Indicator
- Input Surge Protection: DM 10kV, CM 10kV
- All-Around Protection: OPP, IOVP, IUVP, OVP, SCP, OTP
- IP66/IP67 and UL Dry/Damp/Wet Location
- TYPE HL, for Use in a Class I, Division 2 Hazardous (Classified) Location
- 5-Year Warranty

### About NSM-Gx/Mx

The NSM family features a non-isolated design that delivers ultra high efficiency. It incorporates a high input range that covers 249-528Vac and supports multiple dimming methods including DALI-2/D4i, DMX/RDM, 0-10V, and more.

### Dimming Functions

- DALI-2 and D4i Certified (Gx Model)
- DALI-2 & DMX-RDM Dimmable & Adjustable 0-10V & PWM & 3-Timer-Modes Dimmable & Resistor (Gx Model)
- Adjustable 0-10V & PWM & 3-Timer-Modes Dimmable & Resistor (Mx Model)
- INV Digital Dimming, UART Based Communication Protocol

### Power Levels

880W    1200W    1500W

### Safety Certifications



Output Power (W)	Model No.	Full-power Current Range(mA)	Output Voltage Range (Vdc)	Eff. @ 480Vac	Lifetime (hours)	Dimensions (LxWxH)(mm)
880	NSM-880S270Gx/Mx	1760 ~ 2700	150 ~ 500	97.0%	100,000 Tc=70°C	275(256) × 90 × 43.5
1200	NSM-1K2S350Gx/Mx	2400 ~ 3500	150 ~ 500	97.0%	100,000 Tc=70°C	275(250) × 108 × 44.5
1500	NSM-1K5S480Gx/Mx	3000 ~ 4800	150 ~ 500	97.0%	100,000 Tc=70°C	310(288) × 108 × 48.5



### Common Features

- Input Voltage Range: 249 ~ 528Vac
- Non-Isolated Class I driver
- Low Residual Output Voltage < 2 kV
- No Afterglow
- Dimming Range: 0.1%-100%
- Adjustable Output Current (AOC) with NFC
- 2\*600W Independent Programmable Channels & Support Common Anode Output Connection (NSS-1K5D210BC)
- 3\*600W Independent Programmable Channels & Support Common Anode Output Connection (NSS-2K1T210BC)
- Max Remote Distance Up to 300 Meter (Dimming and Output)
- Ultra High Efficiency (Up to 97.0%)
- Full Power at Wide Output Current Range (Constant Power)
- Adjustable Output Current (AOC) via DALI/DMX-RDM
- Single-Channel (1\*DT6 or 1\*DMX) Operating Mode (Except NSS-700S210BC)
- Multi-Channel (2\*DT6 or 2\*DMX) Operating Mode (NSS-1K5D210BC)
- Multi-Channel (up to 3\*DT6 or 3\*DMX) Operating Mode (NSS-2K1T210BC)
- DALI-2/DMX-RDM Controls Up to 44 fps
- Integrated Power Metering with High Accuracy up to ±1%
- Thermal Sensing and Protection for LED Module
- Low Inrush Current
- Output Lumen Compensation
- End-of-Life Indicator
- Input Surge Protection: DM 10kV, CM 10kV
- All-Around Protection: IOVP, IUVP, OVP, SCP, OTP, OPP
- IP66
- IK08 Enclosure
- 5-Year Warranty

### About NSS-BC

The NSS family features a non-isolated design that achieves ultra high efficiency. It incorporates an exceptionally wide input range from 249-528Vac and supports multiple dimming methods like DALI-2/D4i, DMX/RDM, etc. Additionally, the NSS family includes a junction box to streamline luminaire design and offers 1-CH, 2-CH, and 3-CH output designs.

### Dimming Functions

DALI-2 and D4i Certified & DMX-RDM & 3-Timer-Modes Dimmable


### Power Levels

700W 1500W 2100W

### Safety Certifications



Output Power (W)	Model No.	Full-power Current Range(mA)	Output Voltage Range (Vdc)	Eff. @480Vac	Lifetime (hours)	Dimensions (LxWxH)(mm)
700	NSS-700S210BC	1400 ~ 2100	176 ~ 500	97.0%	100,000 Tc=70°C	310 x 145 x 70
1500	NSS-1K5D210BC	1500 ~ 2100	176 ~ 500	97.0%	100,000 Tc=70°C	500 x 152 x 80
2100	NSS-2K1T210BC	1400 ~ 2100	176 ~ 500	97.0%	100,000 Tc=70°C	500 x 152 x 80



### Common Features

- High Efficiency (Up to 94.0%)
- Full Power at Wide Output Current Range (Constant Power)
- Adjustable Output Current (AOC) with NFC
- Input Voltage Range: 176 ~ 305Vac
- Output Lumen Compensation
- End-of-Life Indicator
- Long Lifetime Over 100K Hours at 75°C Case Temperature
- Input Surge Protection: DM 6kV, CM 10kV
- IP20 Design and Suitable for Outdoor Applications in Luminaires with IP>54
- Suitable for Luminaires with Protection Class I and II
- Complies with Zhaga Interface Specification Book 13
- 8-Year Warranty

### Dimming Functions

- Isolated 1-10V / 3-Timer-Modes Dimmable (DT2 Models)
- DALI-2 / AC Dim / 3-Timer-Modes (BT2 Models)
- Dim-to-Off with Standby Power ≤ 0.5 W (BT2 Models)

### Power Levels

25W 40W 80W 120W 165W

### Safety Certifications



### EBS-BT2 Version Features

- DALI-2 and D4i Certified
- Always-on Auxiliary Power: 24Vdc, 125mA, 3W (Transient Peak Power up to 10W)
- Integrated 16Vdc Bus Power Supply Based on DALI-2
- Integrated Power Monitoring with High Accuracy up to ±1%
- Thermal Sensing and Protection for LED Module
- All-Around Protection: IUVP, IOVP, OVP, SCP, OTP

### EBS-DT2 Version Features

- All-Around Protection: OVP, SCP, OTP

### Accessories



END-CAP02  
Cable Clamp for Independent Applications



## About EBS

### EBS-BT2

The EBS-BT2 family comprises DALI-2 D4i LED drivers designed to provide OEMs with crucial driver information, reduced maintenance and product expenses, and simplified installation processes. These drivers include Inventronics Controls-Ready features such as Dim-to-Off and Always-On Auxiliary Power, enabling seamless integration with various lighting control networks. They are compatible with Class I and II luminaires, built-in use, and have a Zhaga compatible form factor. Operating within a voltage range of 176-305Vac, they supply streamlined production with time-saving wireless programming and offer a wide output current range. Additionally, these drivers include AC power monitoring, built-in surge protection, and output lumen compensation for enhanced functionality.

### EBS-DT2

The EBS DT2 family represents the next generation of Class I/II drivers, offering a simplified yet highly flexible solution. These drivers feature convenient push terminals, wireless programming via Near Field Communication (NFC), and multiple dimming options. Their streamlined design facilitates easier installation, leading to a reduction in production time and lower installation costs. Additionally, they ensure reliability and quality performance with built-in surge protection, output lumen compensation, and an end-of-life indicator. Designed to meet the Zhaga Interface Book 13 edition 2, the EBS-DT2 drivers can seamlessly integrate into more compact and slim European luminaires.

Output Power (W)	Model No.	Full-power Current Range(mA)	Output Voltage Range (Vdc)	Eff. @ 220Vac	Lifetime (hours)	Dimensions (LxWxH)(mm)
25	EBS-025S045BT2	300 ~ 450	28 ~ 84	88.5%	120,000 Tc=75°C	133x77x33
	EBS-025S070BT2	450 ~ 700	18 ~ 56	88.5%		
	EBS-025S105BT2	700 ~ 1050	12 ~ 36	87.0%		
	EBS-025S045DT2	300 ~ 450	28 ~ 84	88.5%	109,000 Tc=75°C	133x77x33
	EBS-025S070DT2	450 ~ 700	18 ~ 56	88.0%		
	EBS-025S105DT2	700 ~ 1050	12 ~ 36	87.5%		
40	EBS-040S045BT2	300 ~ 450	44 ~ 133	90.5%	110,000 Tc= 75°C	133 x 77 x 33
	EBS-040S070BT2	450 ~ 700	28 ~ 89	90.5%		
	EBS-040S105BT2	700 ~ 1050	19 ~ 57	89.5%		
	EBS-040S045DT2	300 ~ 450	44 ~ 133	90.5%	104,000 Tc= 75°C	133 x 77 x 33
	EBS-040S070DT2	450 ~ 700	28 ~ 89	89.0%		
	EBS-040S105DT2	700 ~ 1050	19 ~ 57	89.5%		
80	EBS-080S070BT2	450 ~ 700	57 ~ 178	92.5%	100,000 Tc= 75°C	133 x 77 x 36
	EBS-080S105BT2	700 ~ 1050	38 ~ 114	92.5%		
	EBS-080S150BT2	1050 ~ 1500	27 ~ 76	92.0%		
	EBS-080S070DT2	450 ~ 700	57 ~ 178	92.5%	120,000 Tc= 75°C	133 x 77 x 36
	EBS-080S105DT2	700 ~ 1050	38 ~ 114	92.5%		
	EBS-080S150DT2	1050 ~ 1500	27 ~ 76	91.5%		
120	EBS-120S070BT2	450 ~ 700	86 ~ 266	93.5%	120,000 Tc=75°C	150 x 85 x 39
	EBS-120S105BT2	700 ~ 1050	57 ~ 171	93.0%		
	EBS-120S150BT2	1050 ~ 1500	40 ~ 114	93.0%		
	EBS-120S070DT2	450 ~ 700	86 ~ 266	93.0%	100,000 Tc=75°C	150 x 85 x 39
	EBS-120S105DT2	700 ~ 1050	57 ~ 171	93.0%		
	EBS-120S150DT2	1050 ~ 1500	40 ~ 114	92.5%		
165	EBS-165S070BT2	450 ~ 700	118 ~ 367	94.0%	120,000 Tc=75°C	170 x 100 x 39
	EBS-165S105BT2	700 ~ 1050	79 ~ 236	94.0%		
	EBS-165S150BT2	1050 ~ 1500	55 ~ 157	93.5%		
	EBS-165S070DT2	450 ~ 700	118 ~ 367	94.0%	115,000 Tc=75°C	170 x 100 x 40
	EBS-165S105DT2	700 ~ 1050	79 ~ 236	94.0%		
	EBS-165S150DT2	1050 ~ 1500	55 ~ 157	94.0%		



Creator: ACTION-SportsPhotography  
Copyright: Alfred.LucasLeonart

### Inventronics Advantages

- High Efficiency (Up to 95.5%)
- Compact Metal Case with Excellent Thermal Performance
- Full Power at Wide Output Current Range (Constant Power)
- Input Voltage Range: 176 ~ 305Vac
- Adjustable Output Current (AOC) with Programmability
- Output Lumen Compensation
- End-of-Life Indicator
- Input Surge Protection: DM 6kV, CM 10kV
- Low Inrush Current
- IP66 / IP67
- INV Digital Dimming, UART Based Communication Protocol
- Dim-to-Off with Standby Power  $\leq 0.5$  W
- Always-on Auxiliary Power: 12Vdc, 250mA
- All-Around Protection: IUVP, IOVP, OVP, SCP, OTP
- 5-Year Warranty

### About EBM-Mx

The EBM-1K2SxxxMG series includes additional Cotrols-Ready functionalities such as Dim-to-Off and Always-On Auxiliary Power, designed to support low-voltage wireless controls.

### Dimming Functions

- Isolated 0-10V / PWM / 3-Timer-Modes Dimmable (Mx Models)

### Safety Certifications



### Power Levels

1200W

Output Power (W)	Model No.	Full-power Current Range(mA)	Output Voltage Range (Vdc)	Eff. @ 220Vac	Lifetime (hours)	Dimensions (LxWxH)(mm)
1200	EBM-1K2S350Mx	2600 ~ 3500	171 ~ 462	95.5%	100,000 Tc= 70°C	310(285) x 141 x 48.5
	EBM-1K2S525Mx	3950 ~ 5250	114 ~ 304	95.0%		
	EBM-1K2S740Mx	5550 ~ 7400	81 ~ 217	95.0%		



### Inventronics Advantages

- High Efficiency (Up to 94.5%)
- Constant-Voltage Output
- Input Voltage Range: 176 ~ 305Vac
- Input Surge Protection: DM 4kV, CM 6kV
- All-Around Protection: OVP, SCP, OTP, OCP
- IP67 and UL Dry / Damp / Wet Location
- SELV Output
- TYPE HL, for Use in a Class I, Division 2 Hazardous (Classified) Location
- 5-Year Warranty

### About EBV

Inventronics narrow input voltage drivers offer a wide range of power levels. The EBV series features compact extruded-metal housing, allowing for more creative freedom with the luminaire design. The EBV series is IP67 rated and ideal for challenging applications such as architectural, decorative, signage.

### Safety Certifications



### Power Levels

60W 75W 100W 150W 200W 250W 350W 400W 500W

Output Power (W)	Model No.	Output Current Range (A)	Output Voltage (Vdc)	Eff. @ 220Vac	Lifetime (hours)	Dimensions (LxWxH)(mm)
60	EBV-060S012SV	0 ~ 5.00	12	84.5%	96,000 Tc= 70°C	116(95) × 67.5 × 36.5
	EBV-060S024SV	0 ~ 2.50	24	88.5%		
	EBV-060S036SV	0 ~ 1.70	36	89.5%		
	EBV-060S048SV	0 ~ 1.30	48	90.5%		
75	EBV-075S024SV	0 ~ 3.20	24	88.0%	97,000 Tc= 70°C	116(95) × 67.5 × 36.5
	EBV-075S036SV	0 ~ 2.10	36	89.0%		
	EBV-075S048SV	0 ~ 1.60	48	90.0%		
100	EBV-100S012SV	0 ~ 8.40	12	85.5%	85,000 Tc= 70°C	166(145) × 67.5 × 36.5
	EBV-100S024SV	0 ~ 4.20	24	90.0%		
	EBV-100S036SV	0 ~ 2.80	36	91.5%		
	EBV-100S048SV	0 ~ 2.10	48	92.0%		
150	EBV-150S012SV	0 ~ 10.00	12	85.5%	83,000 Tc= 70°C	166(145) × 67.5 × 39.7
	EBV-150S024SV	0 ~ 6.30	24	88.5%		
	EBV-150S036SV	0 ~ 4.20	36	91.5%		
	EBV-150S048SV	0 ~ 3.20	48	91.5%		
200	EBV-200S012SV	0 ~ 16.70	12	91.5%	106,000 Tc= 70°C	190(169) × 67.5 × 39.7
	EBV-200S024SV	0 ~ 8.40	24	93.0%		
	EBV-200S036SV	0 ~ 5.60	36	92.5%		
	EBV-200S048SV	0 ~ 4.20	48	93.5%		
250	EBV-250S012SV	0 ~ 18.40	12	91.5%	96,000 Tc= 70°C	190(169) × 67.5 × 39.7
	EBV-250S024SV	0 ~ 10.50	24	93.0%		
	EBV-250S036SV	0 ~ 7.00	36	92.5%		
	EBV-250S048SV	0 ~ 5.30	48	93.5%		
350	EBV-350S012SV	0 ~ 25.00	12	91.5%	114,000 Tc= 70°C	227(200) × 80 × 42
	EBV-350S024SV	0 ~ 14.60	24	93.5%		
	EBV-350S036SV	0 ~ 9.80	36	93.5%		
	EBV-350S048SV	0 ~ 7.30	48	93.0%		
400	EBV-400S012SV	0 ~ 28.40	12	91.0%	97,000 Tc= 70°C	227(200) × 80 × 42
	EBV-400S024SV	0 ~ 16.70	24	93.0%		
	EBV-400S036SV	0 ~ 11.20	36	93.0%		
	EBV-400S048SV	0 ~ 8.40	48	92.5%		
500	EBV-500S024ST/SV	0 ~ 20.83	24	93.5%	117,000 Tc= 60°C	291(264) × 108 × 45.5
	EBV-500S028ST/SV	0 ~ 17.85	28	93.5%		
	EBV-500S036ST/SV	0 ~ 13.88	36	94.0%		
	EBV-500S042ST/SV	0 ~ 11.90	42	94.5%		
	EBV-500S048ST/SV	0 ~ 10.41	48	94.5%		





### Inventronics Advantages

- High Efficiency (Up to 91.5%)
- Constant-Voltage Output
- Input Voltage Range: 176 ~ 305Vac
- Input Surge Protection: DM 4kV, CM 6kV
- All-Around Protection: OVP, SCP, OTP, OCP
- IP67
- SELV Output
- 5-Year Warranty

### Safety Certifications



### About EBV

Inventronics EBV series optimizes the input voltage range allowing for reduced manufacturing costs for regions that accept a narrow range. These compact drivers are equipped with extruded-metal housing, IP67 rated and provide a higher level of input surge protection. They are ideal in architectural, decorative and signage lighting applications.

### Power Levels

36W 48W 60W 72W

Output Power (W)	Model No.	Output Current Range (A)	Output Voltage (Vdc)	Eff. @ 220Vac	Lifetime (hours)	Dimensions (LxWxH)(mm)
36	EBV-036S024SVF	0 ~ 1.50	24	86.0%	104,000 Tc= 70°C	155(134) x 40 x 25
	EBV-036S036SVF	0 ~ 1.00	36	86.5%		
	EBV-036S048SVF	0 ~ 0.75	48	87.0%		
48	EBV-048S024SVF	0 ~ 2.00	24	85.0%	104,000 Tc= 70°C	155(134) x 40 x 25
	EBV-048S036SVF	0 ~ 1.34	36	86.5%		
	EBV-048S048SVF	0 ~ 1.00	48	88.0%		
60	EBV-060S024SVF	0 ~ 2.50	24	88.5%	99,000 Tc= 70°C	185(164) x 40 x 25
	EBV-060S036SVF	0 ~ 1.70	36	89.5%		
	EBV-060S048SVF	0 ~ 1.25	48	91.5%		
72	EBV-072S024SVF	0 ~ 3.00	24	88.5%	99,000 Tc= 70°C	185(164) x 40 x 25
	EBV-072S036SVF	0 ~ 2.00	36	89.5%		
	EBV-072S048SVF	0 ~ 1.50	48	91.0%		





### Inventronics Advantages

- High Efficiency (Up to 92.5%)
- Low THD, 10% Max up to 240 Vac
- Constant-Current Output
- Input Voltage Range: 140 ~ 305Vac
- Adjustable Output Current (AOC) by Potentiometer (SV2 Model)
- Input Over Voltage Protection (IOVP) at 440Vac with 48 Hours
- Input Surge Protection: DM 4kV, CM 6kV
- High Reliability & Long Lifetime: 120,000 Hrs. at 70°C Case Temperature
- Suitable for Class I Luminaires
- IUVP & IOVP
- IP66 / IP67
- 5-Year Warranty

### Safety Certifications



### About EDC-SV/SV2

Inventronics EDC series is designed specifically for those markets who face challenging power regulations. They help protect against poor quality supplied to the LED driver, reducing maintenance costs and safeguarding the luminaire. The EDC series provides exceptional input protection, surpassing industry standards, to manage frequent power outages or functions seamlessly with a backup generator. This ensures a dependable and economical solution for various applications.

### Power Levels

75W 100W 150W

Output Power (W)	Model No.	Output Current (mA)	Output Voltage Range (Vdc)	Eff. @ 220Vac	Lifetime (hours)	Dimensions (LxWxH)(mm)
75	EDC-075S105SV-0007	700	54 ~ 107	90.5%	101,000 Tc=75°C	131(114) x 64 x 32
	EDC-075S105SV-0004	860	44 ~ 88	90.5%		
	EDC-075S105SV	1050	36 ~ 71	90.0%		
	EDC-075S105SV2	700 ~ 1050	36 ~ 107	90.0%	106,000 Tc=75°C	131(114)x 60 x 33.2
100	EDC-100S105SV-0007	700	71 ~ 143	91.0%	120,000 Tc=70°C	166(145) x 67.5 x 36.5
	EDC-100S105SV-0004	860	58 ~ 116	90.0%		
	EDC-100S105SV	1050	47 ~ 95	90.0%		
	EDC-100S105SV2	700 ~ 1050	47 ~ 143	91.0%	120,000 Tc=70°C	166(145) x 67.5 x 36.5
150	EDC-150S105SV-0007	700	107 ~ 214	92.0%	120,000 Tc=70°C	183(166) x 60 x 36.5
	EDC-150S105SV-0004	860	97 ~ 174	92.5%		
	EDC-150S105SV	1050	97 ~ 143	91.5%		
	EDC-150S105SV2	700 ~ 1050	97 ~ 214	92.0%	120,000 Tc=70°C	183(166) x 60 x 36.5



### Common Features

- Ultra High Efficiency (Up to 97.5%)
- Non-Isolated Design with Low Residual Output Voltage < 2kV
- No Afterglow
- Adjustable Output Current (AOC) with Programmability
- Input Voltage Range: 180 ~ 457 Vac
- Always-on Auxiliary Power: 12Vdc, 250mA
- Dim-to-Off with Standby Power ≤0.5W
- Low Inrush Current
- Fade-Time Adjustable
- End-of-Life Indicator
- 5-Year Warranty

### 400W / 600W Features

- 43mm Width (Mx Model) / 40.5mm Width (MP Model)
- Maximum Dimming Level with 9V or 10V Selectable
- Isolated 0-10V/10V PWM/Resistor/3-Timer-Modes Dimmable
- IP65 and UL Dry/Damp Location (MF Model)
- IP66/IP67 and UL Dry/Damp/Wet Location (MG/MT Models)
- IP20 (MP Model)
- Suitable for Luminaires with Protection Class I
- Input Surge Protection: DM 4 kV, CM 6 kV

### 1000W Features

- 90mm Width
- Maximum Dimming Level with 9V or 10V Selectable
- Minimum Dimming Level with 5% or 10% Selectable
- INV Digital Dimming, UART Based Communication Protocol
- Isolated 0-10V/PWM/Resistor/3-Timer-Modes Dimmable
- IP66/IP67 and UL Dry/Damp/Wet Location
- All-Around Protection: IOVP, IUVP, OVP, SCP, OTP
- Input Surge Protection: DM 6kV, CM 10kV

### About NEL

The NEL family is a non-isolated, slim product designed for the horticulture industry and other applications requiring a linear form factor with a wide input voltage range of 180-457Vac. They provide high efficiency to reduce electricity consumption.

### Safety Certifications



### Power Levels

400W    600W    1000W

Output Power (W)	Model No.	Output Current (mA)	Output Voltage Range (Vdc)	Eff. @ 400Vac	Lifetime (hours)	Dimensions (LxWxH)(mm)
400	NEL-400S140MP	730 ~ 1400	150 ~ 550	97.0%	102,000 Tc= 70°C	452 x 40.5 x 40
	NEL-400S140Mx <sup>①</sup>	730 ~ 1400	150 ~ 550	97.0%	120,000 Tc=70°C	MF: 452(431) x 43 x 38 MG/MT: 462(441) x 43 x 38
600	NEL-600S220Mx	1100 ~ 2200	150 ~ 550	96.5%	103,000 Tc= 70°C	MF: 452(431) x 43 x 38 MG/MT: 462(441) x 43 x 38
1000	NEL-1K0S400Mx	2000 ~ 4000	150 ~ 500	97.5%	114,000 Tc= 70°C	310(291) x 90 x 43.5

① : P = Push Terminals ; x = F are UL Class P, ENEC, CE, etc. models with flying leads; x = G are UL Recognized, ENEC, CE, etc. models; x = T are UL Class P models



### Common Features

- Input Voltage Range: 180 ~ 528Vac
- Non-Isolated Class I Driver
- Low Residual Output Voltage < 2kV
- No Afterglow
- Ultra High Efficiency (Up to 97.5%)
- Full Power at Wide Output Current Range (Constant Power)
- Adjustable Output Current (AOC) with NFC
- Adjustable Dimming Curve
- Hold Time Adjustable
- Fade Time Adjustable
- Always-on Auxiliary Power: 12Vdc, 250mA (Except DMX-RDM Mode)
- Minimum Dimming Level Supports 0.1% for DALI-2 and DMX-RDM, 1% for Others (Gx Model)
- Controls Up to 44 fps
- Integrated Power Metering with High Accuracy Up to ±1%
- Low Inrush Current
- Output Lumen Compensation
- End-of-Life Indicator
- Input Surge Protection: DM 10kV, CM 10kV
- All-Around Protection: OPP, IOVP, IUVP, OVP, SCP, OTP
- IP66/IP67 and UL Dry/Damp/Wet Location
- TYPE HL, for Use in a Class I, Division 2 Hazardous (Classified) Location
- 5-Year Warranty

### About NFM-Gx/Mx

The NFM family features a non-isolated design that delivers highly efficient performance. It incorporates an exceptionally wide input range from 180-528Vac and supports multiple dimming methods including DALI-2/D4i, DMX/RDM, 0-10V, and more.

### Dimming Functions

- DALI-2 and D4i Certified (Gx Model)
- DALI-2 & DMX-RDM Dimmable & Adjustable 0-10V & PWM & 3-Timer-Modes Dimmable & Resistor (Gx Model)
- Adjustable 0-10V & PWM & 3-Timer-Modes Dimmable & Resistor (Mx Model)
- INV Digital Dimming, UART Based Communication Protocol

### Power Levels

680W    880W    1200W

### Safety Certifications



Output Power (W)	Model No.	Full-power Current Range(mA)	Output Voltage Range (Vdc)	Eff. @ 480Vac	Lifetime (hours)	Dimensions (LxWxH)(mm)
680	NFM-680S270Gx/Mx	1360 – 2700	150 ~ 500	97.0%	100,000 Tc=70°C	275(256) x 90 x 43.5
880	NFM-880S350Gx/Mx	1760 – 3500	150 ~ 500	97.0%	100,000 Tc=70°C	275(250) x 108 x 44.5
1200	NFM-1K2S480Gx/Mx	2400 – 4800	150 ~ 500	97.5%	100,000 Tc=70°C	310(288) x 108 x 48.5





### Common Features

- Input Voltage Range: 180 ~ 528Vac
- Non-Isolated Class I Driver
- Low Residual Output Voltage < 2 kV
- No Afterglow
- Dim-to-Off with Standby Power ≤ 0.5W @ 230Vac
- Dimming Range: 0.1%-100%
- Adjustable Output Current (AOC) with NFC  
2\*600W Independent Programmable Channels & Support Common
- Anode Output Connection (NFS-1K2D210BC)  
3\*600W Independent Programmable Channels & Support Common
- Anode Output Connection (NFS-1K8T210BC)
- Max Remote Distance Up to 300 Meter (Dimming and Output)
- Ultra High Efficiency (Up to 97.0%)
- Full Power at Wide Output Current Range (Constant Power)
- Adjustable Output Current (AOC) via DALI/DMX-RDM
- Single-Channel (1\*DT6 or 1\*DMX) Operating Mode (Except NFS-600S210BC)
- Multi-Channel (2\*DT6 or 2\*DMX) Operating Mode (NFS-1K2D210BC)
- Multi-Channel (up to 3\*DT6 or 3\*DMX) Operating Mode (NFS-1K8T210BC)
- DALI-2/DMX-RDM Controls Up to 44 fps
- Integrated Power Metering with High Accuracy up to ±1%
- Thermal Sensing and Protection for LED Module
- Low Inrush Current
- Output Lumen Compensation
- End-of-Life Indicator
- Input Surge Protection: DM 10kV, CM 10kV
- All-Around Protection: IOVP, IUVP, OVP, SCP, OTP, OPP
- IP66
- IK08 Enclosure
- 5-Year Warranty

### About NFS-BC

The NFS family features a non-isolated design, enhancing its ultrahigh efficiency performance. It incorporates a remarkably wide input range spanning from 180-528Vac and supports various dimming methods like DALI-2/D4i, DMX/RDM, 0-10V, etc. Additionally, the NFS family offers a junction box to streamline the luminaire design and provides 1-CH, 2-CH, and 3-CH output designs.

### Dimming Functions

DALI-2 and D4i Certified & DMX-RDM & 3-Timer-Modes Dimmable

### Power Levels

600W 1200W 1800W

### Safety Certifications





Output Power (W)	Model No.	Full-power Current Range(mA)	Output Voltage Range (Vdc)	Eff. @480Vac	Lifetime (hours)	Dimensions (LxWxH)(mm)
600	NFS-600S210BC	1200 ~ 2100	176 ~ 500	97.0%	100,000 Tc=70°C	310 x 145 x 70
1200	NFS-1K2D210BC	1200 ~ 2100	176 ~ 500	97.0%	100,000 Tc=70°C	500 x 152 x 80
1800	NFS-1K8T210BC	1200 ~ 2100	176 ~ 500	97.0%	100,000 Tc=70°C	500 x 152 x 80



### Inventronics Advantages

- Ultra High Efficiency (Up to 97%)
- Non-Isolated Design with Low residual output voltage < 2kV
- No Afterglow
- Full Power at Wide Output Current Range (Constant Power)
- Adjustable Output Current (AOC) with Programmability
- Input Voltage Range: 312 ~ 528Vac
- Maximum Dimming Level with 9V or 10V Selectable
- Fade-Time Adjustable
- Always-on Auxiliary Power: 12Vdc, 250mA
- Low Inrush Current
- Output Lumen Compensation
- End-of-Life Indicator
- Input Surge Protection: DM 4kV, CM 6kV
- All-Around Protection: OVP, SCP, OTP
- Suitable for Luminaires with Protection Class I
- IP20 (MP Models)
- IP65 and UL Dry/Damp Location (MF Models)
- IP66/IP67 and UL Dry/Damp/Wet Location (MG/MT Models)
- 5-Year Warranty

### Dimming Functions

- Isolated 0-10V/10V PWM/Resistor/3-Timer-Modes Dimmable
- Dim-to-Off

### Safety Certifications



### Power Levels

400W 600W

### About NTL

The NTL series is a non-isolated, constant-current LED driver that operates from 312-528Vac input with an excellent power factor. It is created for many lighting applications, including high bay and horticulture. The high efficiency of these drivers and slim metal case enables them to run cooler, significantly improving reliability and extending product life. To ensure trouble-free operation, protection is provided against over-voltage, short circuit, and over-temperature.

Output Power (W)	Model No.	Output Current (mA)	Output Voltage Range (Vdc)	Eff. @ 480Vac	Lifetime (hours)	Dimensions (LxWxH)(mm)
400	NTL-400S140MP	730 ~ 1400	150 ~ 550	96.5%	120,000 Tc=70°C	452 x 40.5 x 40
600	NTL-600S220Mx ①	1100 ~ 2200	150 ~ 550	97.0%	101,000 Tc=70°C	MF: 452(431) x 43x 38 MG/MT: 462(441) x 43x 38

① : P = Push Terminals ; x = F are UL Class P, ENEC, CE, etc. models with flying leads; x = G are UL Recognized, ENEC, CE, etc. models; x = T are UL Class P models



# NES-1K8

## Inventronics Advantages

- Ultra High Efficiency (Up to 97.0%)
- Non-Isolated Class I Driver
- No Afterglow
- Dim-to-Off with Standby Power  $\leq 0.5W$  @ 230Vac
- Dimming Range: 0.4%-100%
- 3\*600W Independent Programmable Channels & Support Common Anode Output Connection
- Max Remote Distance Up to 300 Meters
- Full Power at Wide Output Current Range (Constant Power)
- Adjustable Output Current (AOC) via DALI/DMX-RDM
- Input Voltage Range: 198 ~ 457Vac
- DALI-2 and D4i Certified & DMX-RDM & 3-Timer-Modes Dimmable
- Single-channel (1\*DT6 or 1\*DMX) Operating Mode
- DALI-2/DMX-RDM Controls Up to 33 fps
- Integrated Power Metering with High Accuracy up to  $\pm 1\%$
- Thermal Sensing and Protection for LED Module
- Low Inrush Current
- Output Lumen Compensation
- End-of-Life Indicator
- Input Surge Protection: DM 10kV, CM 10kV
- All-Around Protection: IOVP, IUVP, OVP, SCP, OTP
- IP66
- IK08 Enclosure
- 5-Year Warranty

## About NES-1K8

The NES-1K8 is a non-isolated 1800W, three channel, constant-current, programmable LED driver that operates from 198-457Vac input. It provides a Dim-to-Off mode with Low Standby Power and is created for many lighting applications, including sports, high mast, UV-LED, aquaculture, and horticulture. The high efficiency of these drivers and compact metal case enables them to run cooler, significantly improving reliability and extending product life. To ensure trouble-free operation, protection is provided against input surge, output over-voltage, short circuit, and over-temperature.

## Power Levels

1800W

## Safety Certifications



Output Power (W)	Model No.	Output Current (mA)	Output Voltage Range (Vdc)	Eff. @ 400Vac	Lifetime (hours)	Dimensions (LxWxH)(mm)
1800	NES-1K8T210BC	1200 ~ 2100	176 ~ 500	97.0%	89,000 Tc=70°C	525(500) x 152 x 90



### Driver Health Monitoring

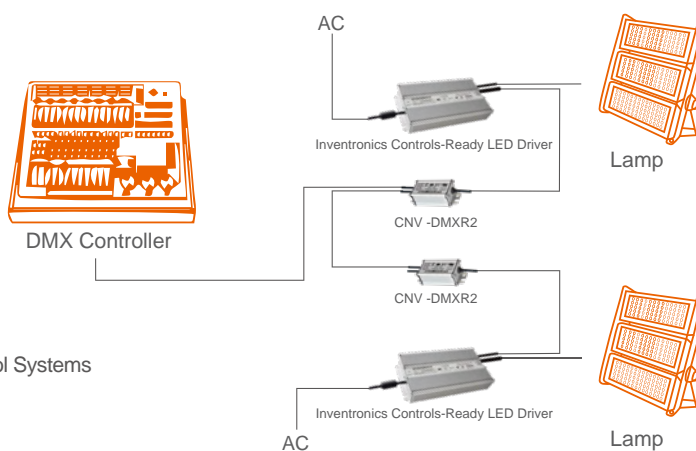
- Inventronics Digital Dimming is Available on Select Controls-Ready Drivers
- Allows Critical Information to be Analyzed by a Control System to Extend Driver Life
- Available Information:
  - Internal and External Temperature
  - Read Output Current and Voltage
  - Dim Driver
  - Read Driver Model Number
  - Program Output Current

### Applications

- NB-IoT
- DMX-RDM
- ZigBee
- PLC
- Synapse
- GPRS

### Controls-Ready Drivers

- Offer Ease of Controls Integration
  - Auxiliary Supply - Eliminates Need for a Power Pack.
  - Dim-to-Off - Eliminates The Need for an AC Relay.
- Controls Agnostics and is Compatible With a Wide Range of Control Systems



## Intelligent Controls

**DMX-RDM**  
**CNV-DMXR2**

**DMX-RDM Stadium/Stage Lighting Management Solutions**

**Features**

- Converts DMX-RDM Signal to 0/1-10V Dimming Signal
- Compatible with RDM over DMX512 Networks with Bi-Directional Communication



UL US FC CB CE

**DALI-2**  
**CNV-DALI2**

**DALI-2 Stadium/Stage Lighting Management Solutions**

**Features**

- Convert DALI-2 Signal to 0/1-10V Dimming Signal
- Comply with DALI-2 Protocol
- Powered By Auxiliary Power with 3-Wire Connection to Driver
- IP66/IP67



UL US FC CB CE

**synapse**  
**CNV-SNAP-AN0**

**Synapse Networks: Wireless Control Integration**

**Features**

- Converts Synapse Signal to 0-10V Dimming Signal
- Deployed and Managed Using Synapse SimplySNAP Software
- Typical Application: Stadium, Production and Architectural Lighting



UL US FC CE

**synapse**  
**CNV-SNAP-DD2**

**Synapse Networks: Wireless Control Integration**

**Features**

- Synapse to 0-10V and DALI-2 Network Interface Module
- Self-healing 2.4GHz Synapse Mesh Network




UL US FC CE

## Programming Tools

**PRG-NFC-D2**

**Features**

- For Use with Inventronics NFC Enabled Drivers
- Zhaga Book 24 Compliant
- USB Powered
- IP42
- Connects to Inventronics Multi-Programmer Software



**PRG-NFC-H**

**Features**

- For Use with Inventronics NFC Enabled Drivers
- Zhaga Book 24 Compliant
- USB Powered
- IP30
- Connects to Inventronics Multi-Programmer Software



**PRG-MUL2**

**Features**

- Programmer for All Inventronics DALI and 0-10V Programmable Drivers
- Offline Programming Capability
- Automatic Programming Mode




FC CE

**PRG-CASE2**

**Features**

- Ruggedized Case for the PRG-MUL2
- For Use in Manufacturing Environments
- LED Indicator and Built-in Buzzer for Programming Status
- Quick Connect Terminals for Ease of Connection
- Long Life User Interface Button to Deploy Program to Drivers







### PU-20KS10KHT

#### ■ Features

- Compatible with Inventronics LED Drivers
- 90-305Vac Working Input Voltage
- DM, CM Surge Protection Mode
- Maximum Discharge Current (Imax) 20kA, 8/20µs
- Nominal Discharge Current (In) 10kA, 8/20µs
- UL1449 Type 5 Recognized Component
- IEEE C62.41.2 Location Category C High Exposure
- High Temperature, 85°C Maximum Surface Temp Rating



### PS-20KS10KHT

#### ■ Features

- Compatible with Inventronics LED Drivers
- 249-528Vac Working Input Voltage
- DM, CM Surge Protection Mode
- Maximum Discharge Current (Imax) 20kA, 8/20µs
- Nominal Discharge Current (In) 10kA, 8/20µs
- UL1449 Type 5 Recognized Component
- IEEE C62.41.2 Location Category C High Exposure
- High Temperature, 85°C Maximum Surface Temp Rating



### PU-20Kx10KTxx

#### ■ Features

- Compatible with Inventronics LED Drivers
- 90-305Vac Working Input Voltage
- 15 kA Maximum, 10 kA Nominal (15 strikes) Surge Current Rating Using Industry Standard 8/20µs Wave
- UL1449 Type 4, EN 61643-11 – Surge Protective Devices T2 & T3
- IEEE C62.41.2 Location Category C High
- High Temperature, 85°C Maximum Ambient
- Flameproof Plastic Enclosure
- IP66



### PU-10Kx05KBxA

#### ■ Features

- 90-305Vac Working Input Voltage
- Uoc=10kV & In=5kA
- Certified for both EN 61643-11 - T2 & T3
- Protection Mode for TN, TT and IT-Systems
- Available for Series & Parallel Installation
- Available for Class I & Class II luminaires
- Double Thermally Protected
- End-of-life LED Indicator
- High Temperature, 85°C Maximum Surface Temp
- Input Over Voltage Protection at 440Vac with 48 Hours
- IP66 / IP67

## INVENTRONICS

Inventronics Science and Technology Park,  
#459 Jianghong Road, Binjiang District,  
Hangzhou, Zhejiang, China, 310052  
Tel: +86-571-56565800  
Fax: +86-571-86601139  
E-mail: sales@inventronics-co.com

## INVENTRONICS USA

2825 S Tulsa Ave.  
Oklahoma City, OK 73108 USA  
Tel: +1-405-600-7480  
Fax: +1-405-600-9715  
E-mail: usa-sales@inventronics-co.com

## INVENTRONICS EUROPE

Polluxstraat 21, 5047 RA Tilburg  
The Netherlands  
Tel: +31-857-470-061  
Fax: +31-857-470-062  
Email: eu-sales@inventronics-intl.com

## INVENTRONICS MEXICO

Carretera San Martín de las Flores #520,  
City San Pedro Tlaquepaque, Guadalajara, State Jalisco  
Mexico  
Tel: +521 3338634039  
E-mail: usa-sales@inventronics-co.com

## INVENTRONICS INDIA

Survey No-15, Village Janval, Lonad Road, Near Savad Naka,  
Bapgaon-Padgha Road, Taluka Bhiwandi, Maharashtra, India  
Tel: +91-98450-54416  
E-mail: in-sales@inventronics-co.com

## INVENTRONICS EAST ASIA OFFICE

603, Chonggu Bluevill, 11-1 Sunae-Dong,  
Bundang-gu, Sungnam-si, Gyunggi-do, Korea  
Tel: +82-70-7760-1296  
E-mail: kr-sales@inventronics-co.com

## INVENTRONICS BRAZIL OFFICE

Barueri/SP, Brazil  
Tel: +55(11)2680-8310  
E-mail: brazilsales@inventronics-intl.com

## INVENTRONICS SOUTHEAST ASIA OFFICE

Singapore  
Tel: +65-9180-5200  
E-mail: sea-sales@inventronics-co.com



inventronicsglobal.com